



MVC 600V

Amphenol Industrial Global Operations (AIGO) offers many products and solutions for the mining market. A hazardous industry by its very nature, mine sites must rely heavily on electrical equipment. The safe and reliable transfer of electricity throughout a site is a significant concern. When looking for the best interconnect for the job, AIGO's MVC 600V cable coupler with "Rapid-Couple®" technology will not leave you guessing. The MVC 600V incorporates patented RADSOK® contact technology for higher amperage (20% greater than a standard contact), lower T-rise, less resistance and reduced mating forces.

Engineered to Amphenol's high standards for ruggedness and reliability there is no field condition in the world that can impede the MVC. Our Rapid-Couple® interlock method makes for quick and easy mating and unmating. This provides for positive mating and secure fitting covers that repel water and soil while keeping the contacts uncontaminated. The MVC 600 Volt coupler has been remarkably designed with a wide range of features and benefits that makes this the coupler of choice for the mining industry and other markets.

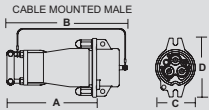
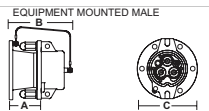
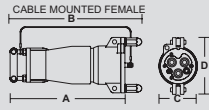
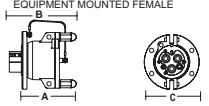
Features:

- Cast aluminum housing standard, other materials available
- Components are individually replaceable/serviceable
- Can be serviced easily in the field, equaling less downtime for repairs
- Contact Termination: Solderless (Screw Termination)
- Stainless steel Marine grade hardware, corrosion resistant, supplied as standard
- Rapid-Couple® mating technology
- Incorporates patented RADSOK® contact technology leading to 20% more current in the same size contact, while reducing mating forces
- Engineered for performance and longevity in the harshest environments
- Self-aligning housings
- Includes an extra large pilot contact to reduce nuisance faults
- Fire retardant insulators
- Designed to meet or exceed UL 1682 / CSA 22.2 No. 182
- Coupler mating is a one person operation without the need for expensive tools or closing mechanisms



The Amphenol MVC 600V coupler has a standard contact arrangement containing three insulated phase contacts, one ground contact, and one isolated ground check (pilot contact). Please consult the factory for other contact configurations.

Technical Data	
Rated Current	Up to 300 Amps
Rated Voltage	600V
Cable Size	Up to 4/0 AWG, 95mm ²

Illustration (not to scale)	Catalog Number	Dimensions				Weight
		A	B	C	D	
	MVC600P2P_ MVC600P2P_WH MVC600P2P_BL	11 1/4" 286 mm	15" 381 mm	5" 127 mm	7 1/4" 184 mm	10.0 lb 4.5 kg
	MVC600P1P_ MVC600P1P_WH MVC600P1P_BL	4" 102 mm	7 3/4" 197 mm	7 1/4" 184 mm		8.6 lb 3.6 kg
	MVC600R2S_ MVC600R2PS_WH MVC600R2S_BL	14" 356 mm	16 3/4" 425 mm	5" 127 mm	7 1/4" 184 mm	9.5 lb 4.3 kg
	MVC600R1S_ MVC600R1S_WH MVC600R1S_BL	4" 102 mm	6 3/4" 171 mm	7 1/4" 184 mm		7.5 lb 3.4 kg



How to order													
1		2		3		4		5		6		7	
MVC		B		P		2		P		C		(BL)	
Product Line		Voltage		Body Type		Mounting		Contacts		Conductor Size		Modifications	
MVC	Medium Voltage Connector	600	600V	P	Plug	1	Equipment Mount Cable Mount	P	Pin	See Table A	K	Key Interlock	
				R	Receptacle	2		S	Socket		F	Fiber Provision	
											See Table B	Powder Coating Body	

Table A (Conductor Size)	
Conductor	Code
#4 AWG	A
#3 AWG	B
#2 AWG	C
#1 AWG	D
1/0 AWG	E
2/0 AWG	F
3/0 AWG	G
4/0 AWG	H

Table B (Powder Coating Color)	
Color	Code
No Color	Leave Blank (Standard)
Blue	BL
Orange	OG
Red	RD
White	WH



Other Power Solutions:



Starline-EX



Amphe-Power GT



ePower

Other Markets: Tunneling, Utility & Shore Power

Notice: Specifications are subject to change without notice. Contact your nearest Amphenol Corporation Sales Office for the latest specifications. All statements, information and data given herein are believed to be accurate and reliable but are presented without guarantee, warranty, or responsibility of any kind, expressed or implied. Statements of suggestions concerning possible use of our products are made without representation or warranty that any such use is free of patent infringement and are not recommendations to infringe any patent. The user should assume that all safety measures are indicated or that other measures may not be required. Specifications are typical and may not apply to all connectors.

For further information on your individual application requirements, contact: Amphenol Corporation

North America:
Amphenol Industrial Operations
180 N. Freeport Drive, Plant 4
Nogales, AZ 85621
Tel: (520) 285-5130
Fax: (520) 285-5134

Email: rpedrazzini@amphenol-aiio.com

Europe:
Amphenol Industrial Operations Europe
Via Barbaiana 5
1-20020 Lainate (MI) Italy
Tel: +39 02 93254.204
Fax: +39 02 93254.444

Email: info@amphenol-aiio.com

Middle East:
Amphenol Middle East Enterprises FZE
Office C-37 PO Box 21107
Ajman Free Zone, UAE
Tel: +9716-7422494
Fax: +9716-7422941

Email: ameezfe@eim.ae

Asia:
Amphenol Technology (Zhuhai) Co., LTD
No.63, Xin Han Rd., San Zao Town,
Jin Wan District
Zhuhai City, China 519040
Tel: +0756-3989760
Fax: +0756-3989768
www.amphenol-industrial.com