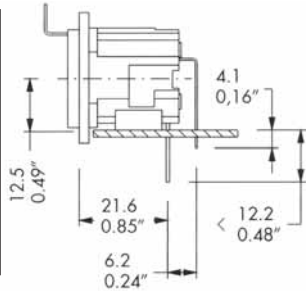
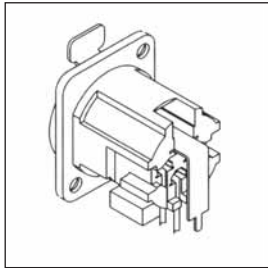


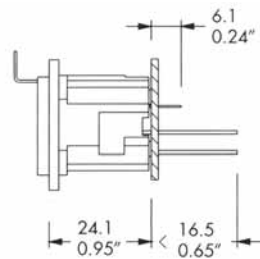
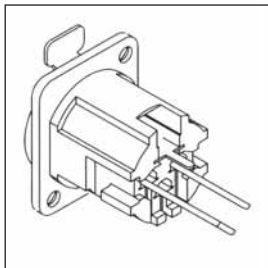
AC SERIES RECEPTACLES THERMOPLASTIC

MOUNTING INFORMATION

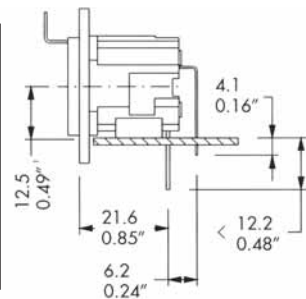
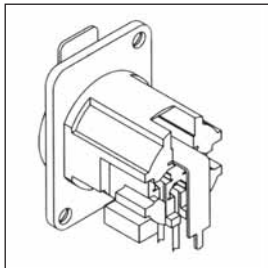
'D' SERIES
90° PCB (H)



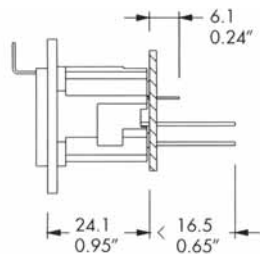
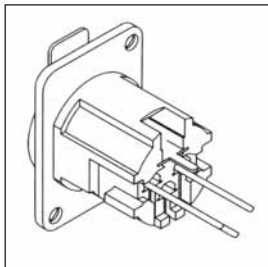
'D' SERIES
STRAIGHT PCB (V)



'P' SERIES
90° PCB (H)



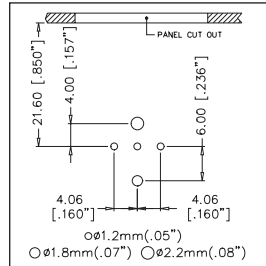
'P' SERIES
STRAIGHT PCB (V)



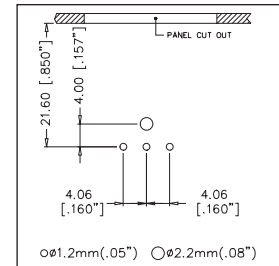
NOTE: For Dual Gang dimensions other than the mounting centres shown opposite please refer to the P Series above.

PCB FOOTPRINT

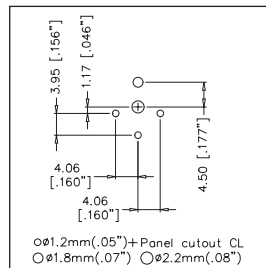
- CONNECTOR SIDE OF PCB



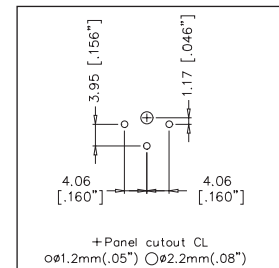
AC3FDPH / AC3FPPH



AC3MDPH / AC3MPPH

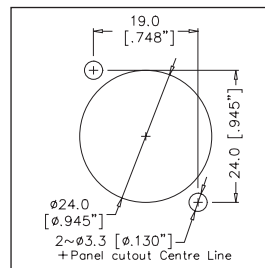


AC3FDPV / AC3FPPV

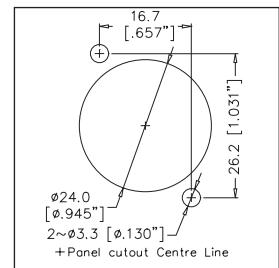


AC3MDPV / AC3MPPV

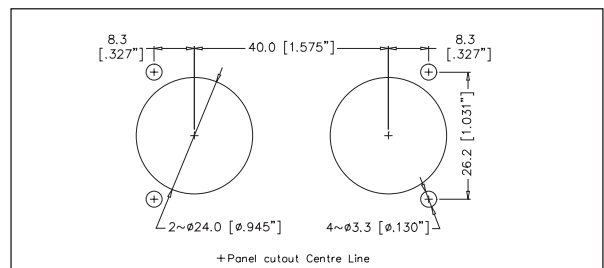
PANEL CUTOUT DIMENSIONS - FRONT VIEW



AC3FDP / AC3MDP



AC3FPP / AC3MPP



AC DUAL GANG