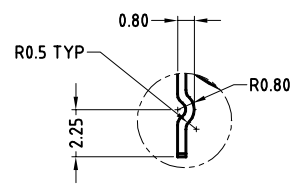
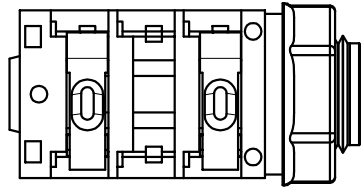
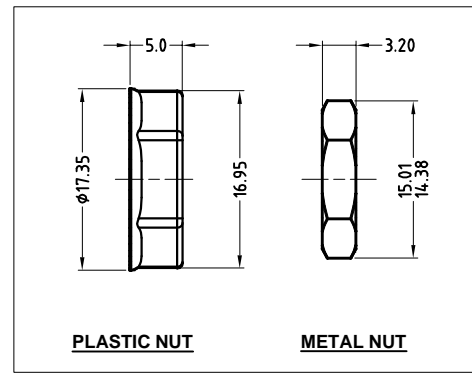
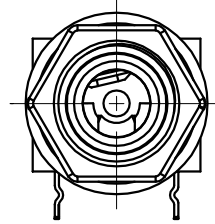
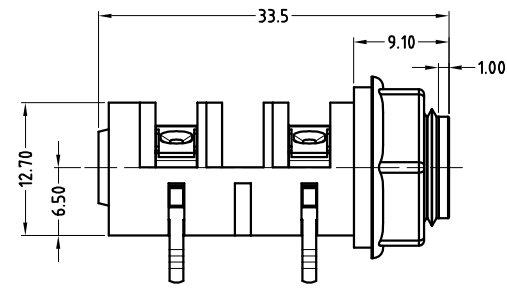
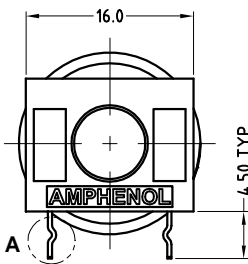


**ISO VIEW**  
SCALE 1:1

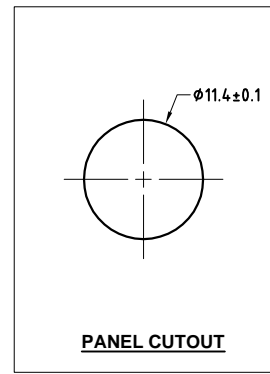


**DETAIL A**  
SCALE 4:1

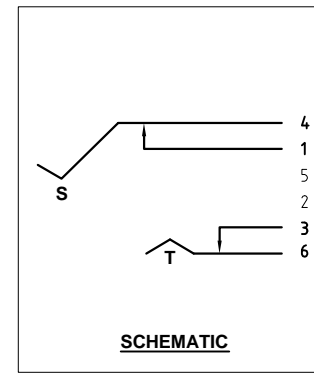


**PLASTIC NUT**

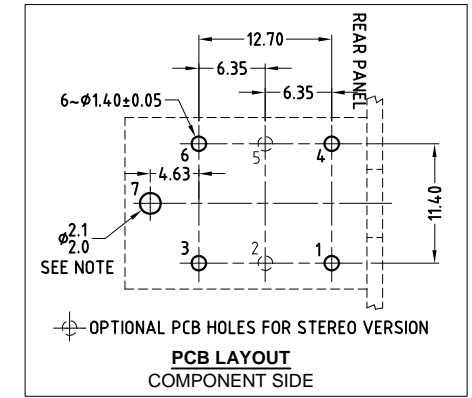
**METAL NUT**



**PANEL CUTOUT**



**SCHEMATIC**



**PCB LAYOUT**  
COMPONENT SIDE  
OPTIONAL PCB HOLES FOR STEREO VERSION

CATALOGUE P/N	ASSEMBLY P/N	NUT OPTIONS
ACJM-PHDR	55010153-502	PLASTIC
ACJM-MHDR	55010153-302	METAL

**NOTE:** OPTIONAL MOUNTING HOLE FOR SELF-TAPPING M2 SCREW

UNLESS OTHERWISE SPECIFIED TOLERANCE TO BE		THIS DOCUMENT IS THE PROPERTY OF AMPHENOL AUSTRALIA PTY. LTD.. NO PART THEREOF MAY BE REPRODUCED AND USED WITHOUT THE PRIOR WRITTEN CONSENT OF THE OWNER			
LINEAR	ANGULAR	CAD FILE:	DRN:	DATE:	
X ± 0.5	X° ± 1°	55010153502222	L.V	18-06-02	
X.X ± 0.1	X°X' ± 30'	MATL: REFER TO COMPONENTS	CKD: M.N.H	DATE: 17-05-06	
X.XX ± 0.05	X°X'X" ± 15'	FINISH: REFER TO COMPONENTS	APP'D: P.M	DATE: 17-05-06	
BREAK ALL SHARP EDGES AND REMOVE ALL BURRS					
DO NOT SCALE					
DIMENSIONS IN MILLIMETRES		THIRD ANGLE PROJECTION		SCALE: 2:1 UOS	PART No: REFER TO CHART

2	CHANGE PLASTIC NUT FROM P/N: 52170018-531 TO P/N: 52170032-531	L.V	31-01-05	8333
1	UPDATE TO COMPLY WITH MODIFIED COMPONENTS	L.V	11-06-03	8184
0	FIRST ISSUE	L.V	18-06-02	----
REV.	CHANGE DETAILS	BY	DATE	CHG/No

**1/4" PHONE MONO JACK CUSTOMER DRAWING**

**Amphenol**  
Amphenol Australia Pty Ltd, 2 Fineways Blvd, Keysborough, Vic 3173

DRAWING NO. **55010153-502-2** SHEET **2 OF 2**