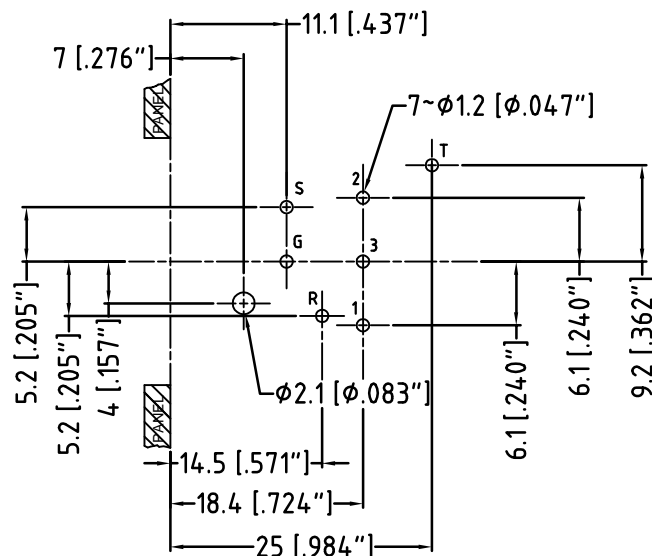
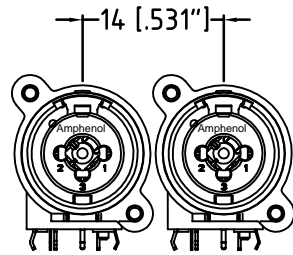
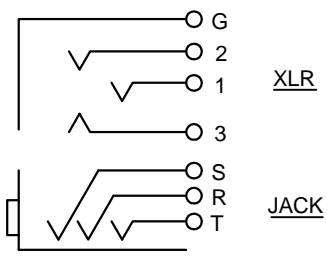


PANEL CUT OUT  
FRONT VIEW



PCB LAYOUT  
(component side)  
TOLERANCE: ±0.05mm [0.002"]

CONTACTS SCHEMATIC CHART



MIN MOUNTING PITCH  
ACTUAL SIZE

UNLESS OTHERWISE SPECIFIED TOLERANCE TO BE		THIS DOCUMENT IS THE PROPERTY OF AMPHENOL AUSTRALIA PTY. LTD. NO PART THEREOF MAY BE REPRODUCED AND USED WITHOUT THE PRIOR WRITTEN CONSENT OF THE OWNER				0	FIRST ISSUE	M.H	17-05-07	----
LINEAR	ANGULAR	CAD FILE: 55010427000111				REV.	CHANGE DETAILS	BY	DATE	CHG/No
X ± 0.5	X° ± 1°	MATERIAL: REFER TO COMPONENT		DRN: M.H	DATE: 17-05-07	TITLE: ACJC6HL C-TYPE CUSTOMER DRAWING		Amphenol Australia Pty Ltd, 2 Fineways Blvd, Keysborough, Vic 3173		
X.X ± 0.1	X°X' ± 30'	FINISH: REFER TO COMPONENT		CKD: M.N.H	DATE: 02-08-07	DRAWING NO. 55010427-000-1		SHEET 1 OF 1		
X.XX ± 0.05	X°X'X" ± 15"	DO NOT SCALE		APP'D: P.M	DATE: 02-08-07	SCALE: 2:1 UOS		PART No: ACJC6HL SIZE: A3		
DIMENSIONS IN MILLIMETRES		THIRD ANGLE PROJECTION		SCALE: 2:1 UOS		PART No: ACJC6HL		SIZE: A3		