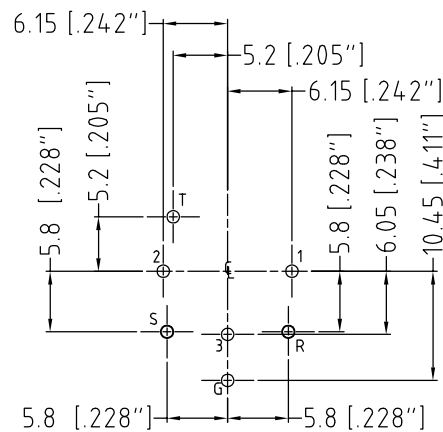
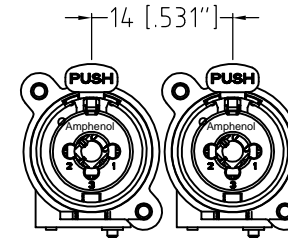
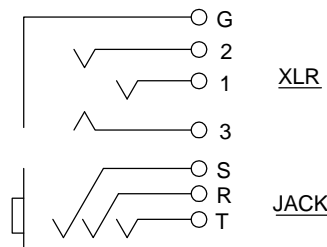


PANEL CUT OUT
FRONT VIEW



PCB LAYOUT
(component side)
TOLERANCE: ±0.05mm [0.002"]

CONTACTS SCHEMATIC CHART



MIN MOUNTING PITCH
ACTUAL SIZE



UNLESS OTHERWISE SPECIFIED TOLERANCE TO BE		THIS DOCUMENT IS THE PROPERTY OF AMPHENOL AUSTRALIA PTY. LTD. NO PART THEREOF MAY BE REPRODUCED AND USED WITHOUT THE PRIOR WRITTEN CONSENT OF THE OWNER				0	FIRST ISSUE	M.H	17-05-07	----
LINEAR	ANGULAR	CAD FILE: 55010430000111	DRN: M.H	DATE: 17-05-07	REV.	CHANGE DETAILS	BY	DATE	CHG/No	
X ± 0.5	X° ± 1°	MATL: REFER TO COMPONENT	CKD: M.N.H	DATE: 02-08-07	TITLE: ACJC6V C-TYPE CUSTOMER DRAWING		Amphenol		Amphenol Australia Pty Ltd, 2 Fineways Blvd, Keysborough, Vic 3173	
X.X ± 0.1	X°X' ± 30'	DO NOT SCALE	FINISH: REFER TO COMPONENT	APP'D: P.M	DATE: 02-08-07	DRAWING NO.		SHEET		
X.XX ± 0.05	X°X'X" ± 15'	DIMENSIONS IN MILLIMETRES		THIRD ANGLE PROJECTION	SCALE: 2:1 UOS	PART No: ACJC6V	SIZE: A3	55010430-000-1	1 OF 1	