Amphenol
HARSH ENVIRONMENT SOLUTIONS DIVISION

A Series™

Amphenol Transportation

Reliable Signal and Power Solutions

Amphenol Australia
www.amphenol.com.au

Amphenol Group Worldwide

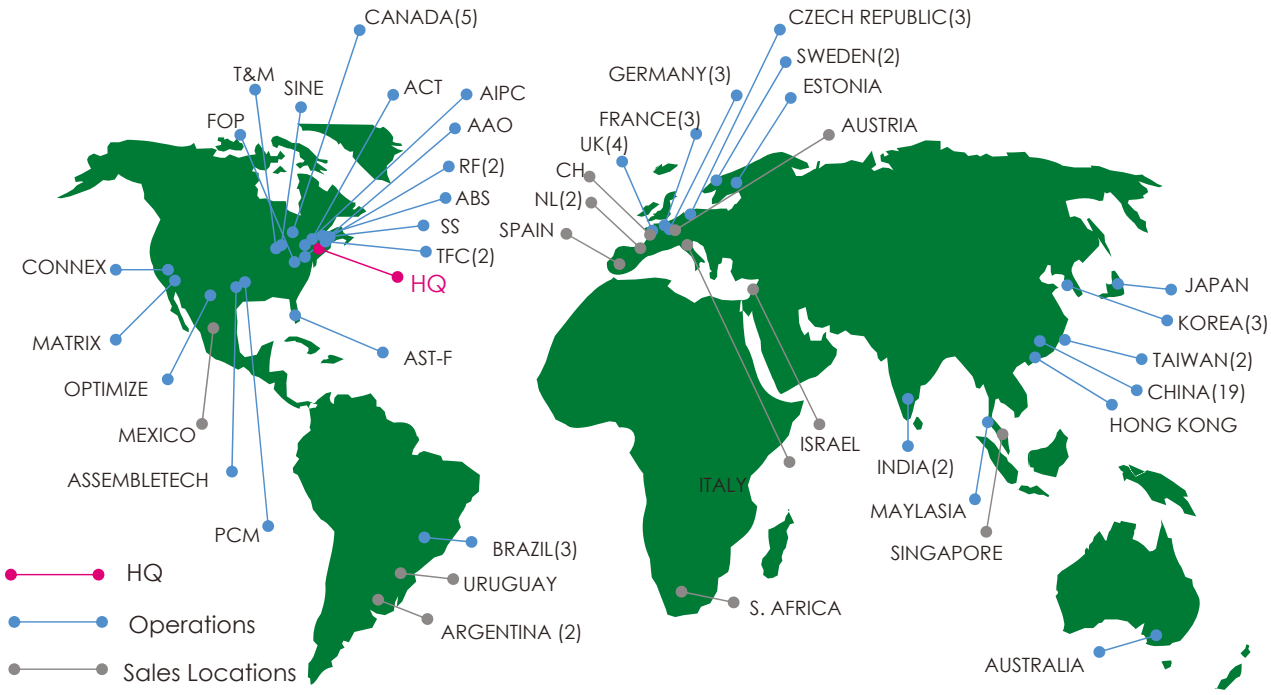

110 Assembly and Manufacturing operations

Sales, Marketing, Logistics in 52 countries

Product development on 4 continents

Amphenol Australia
22 Industry Blvd,
Carrum Downs VIC 3201
Australia

P +61 3 8796 8888
F +61 3 8796 8801
info@amphenol.com.au

Table of contents

Company profile.....4

Products overview.....5~8

AT series connectors.....9~25

ATV series connectors.....26~32

ATS series connectors.....33~34

ATM series connectors.....35~40

ATP series connectors.....41~45

Boots.....46

Backshells.....47

ARC series connectors.....48~50

ARB series connectors.....51~53

AHD series connectors.....54~58

AHDP series connectors.....59~66

AHDM series connectors.....67~75

ATHD series connectors.....76~79

AT Speed Splices 80

A series PCB connectors.....81~87

ATF series.....87~88

PCB Mounting - Receptacles.....89

ARMOR IPX series connectors.....90~91

Panel mate connectors.....92~100

Hyperbuss series connectors.....101~102

SP series connectors.....103

LED products.....104~105

Diode and Resistance products.....106

J1939 series connectors.....107

AT04-48P.....108

Contacts for A series.....109

Optional accessories.....110~111

Assembly instruction.....112~122

Customized cable assembly.....123

Technical data.....124

AWG conversion tabel.....125

Product Portfolio

ATM Series

- 2, 3, 4, 6, 8 and 12 positions available
- 20 contact size, 7.5A, 16~22AWG
- In-line, Flange
- A wide range of standard color options available
- Rectangular, Thermoplastic Housing

AT Series

- 2, 3, 4, 6, 8, 12, 15 and 18 positions available
- 16 contact size, 13A, 14~20AWG
- In-line, Flange, or PCB mount
- A wide range of standard color options available
- Rectangular, Thermoplastic Housing

ATP Series

- 2, 4 and 6 positions available
- 12 contact size, 25A, 10~14AWG
- In-line, Flange
- A wide range of standard color options available
- Rectangular, Thermoplastic Housing

ATS Series

- 26 positions available
- 20 contact size, 7.5A, 16~22AWG
- Straight & Right angle
- Rectangular, Thermoplastic Housing

ATV Series

- 18, 38 positions available
- 18：16 contact size, 13A, 14~20AWG
- 38：current terminal, 13A, Signal terminal, 2.
- In-line, Flange
- Rectangular, Thermoplastic Housing

AHDP Series

- 24 Shell: 7,9,14,16,18,19,21,23,27,29,31,35,47 positions available
- 18 Shell: 6, 8, 14, 20, 21 position available
- 4 contact size, 100A, 4/6AWG
- 8 contact size, 80A, 10~12AWG
- 12 contact size, 25A, 10~14AWG
- 16 contact size, 13A, 14~20AWG
- 20 contact size, 7.5A, 16~22AWG
- In-line, Flange
- Circular, Thermoplastic Housing
- High density signal and mixed power insert configurations
- Coupling ring for mating

AHDM Series

- 24 Shell: 7,9,14,16,18,19,21,23,27,29,31,35,47 positions available
- 18 Shell: 6, 8,14, 20, 21 position available
- 4 contact size, 100A, 6AWG
- 8 contact size, 80A, 10~12AWG
- 12 contact size, 25A, 10~14AWG
- 16 contact size, 13A, 14~20AWG
- 20 contact size, 7.5A, 16~22AWG
- In-line, Flange
- Circular, aluminum housing
- High density signal and mixed power insert configurations
- Shielding

AHD Series

- 6, 9 positions available
- 6 position: match with 12 contact size , 25A, 10~14AWG
- 9 position: match with 16 contact size, 13A, 14~20AWG
- In-line, Flange
- Circular, Thermoplastic Housing
- **SAE J1939** protocol standard
- Coupling ring for mating

ATHD Series

- Single core
- 4 contact size, 100A, 6AWG
- 8 contact size, 80A, 8~10AWG
- 12 contact size, 25A, 10~14AWG
- In-line, Flange
- Circular, Thermoplastic Housing

A Series - Panel Mate

- ATM series 12 position: 20 contact size, 7.5A
- AT series 2, 3, 4, 6, 8, 12 positions: 16 contact size, 13A
- AT series 13 position: 12 contact size, 25A; 16 contact size, 13A
- ATP series 2 and 4 positions: 12 contact size, 25A
- ATV series 18 positions: 16 contact size, 13A
- Harsh environment applications

A Series - PCB Mount

- ATM: 2, 3, 4, 6, 8 and 12 positions available
- AT: 2, 4, 6, 8, 12, 13, 15 and 18 positions available
- ATP: 2,4 positions available
- Straight & Right angle
- PCB flange mounting

AT Square plate series

- AT series 2, 3, 4, 6, 8, 12 positions: 16 contact size, 13A
- ATM series 12 position: 20 contact size, 7.5A
- ATP series 4 position: 12 contact size, 25A

AT HYPERBUSS Series

- AT series 2, 4, 6, 8, 12 positions
- distribute the current
- Multiple loop available
- Saving space, wiring, and weight

ATF Series

- Right angle receptacle：2, 3, 4, 6, 8, 12 positions available
- Straight receptacle：12 positions available
- PCB without flange plate，Mated with AT06-XXSXX

Diode and Resistance products

- 2, 3, 4, 6, 8, 12 positions available
- Used to regulate power or protect adevice against
- Mated with AT06-2S or AT06-4S

AT SpeedSplices

- Single pin
- Mate with pin on one hand, socket on another hand

ARMOR IPX series connectors

- AT 12,24,36,48 positions available
- ATM 2x12/12 positions available
  PCB without flange plate，right angle receptacle
- Mated with AT06-12Sx、ATM06-12SX

ARC series

- ARC series 24, 40, 70 positions: 16 contact size, 13A
- In-line, Flange
- Rectangular, Thermoplastic Housing

ARB series

- ARB series 48, 102 positions: 16 contact size, 13A
- In-line, Flange
- Rectangular, Thermoplastic Housing

A Series™

A series™ connectors profile

Designed with SAE-J2030, Amphenol Sine Systems A Series™ connectors were designed as a high-performance and cost-effective solution which are used within the Heavy Equipment, Agricultural, Automotive, Military, Marine, Alternative Energy and other demanding interconnect architectures. AT &ATV &ARC &ARB series with 16# contact, max current reaches 13A. ATM and ATS series with 20# contact, max current reaches 7.5A. ATP series with 12# contact, max current reaches 25A. AHD 6 POS with 12# contact, max current reaches 25A. AHD 9 POS with 16# contact, max current reaches 13A. AHDP and AHDM seires with #4, #8, #12, #16 and #20 contact, max current reaches 100A. ATHD 1 POS with 4 # contact, max current reaches 100A. The products have been acquired the certificate of UL1977. The file number is E322585/E336860.

They contain superior environmental seals, seal retention capabilities and feature Amphenol Sine Systems RockSolid™ Contact technology. In addition, all of our A Series™ connectors have been developed to be completely compatible with all other existing standard products industry-wide, such as DT, DTP, DTM, DTV, HD10, HD20, HD30 series from Deutsch.

Application

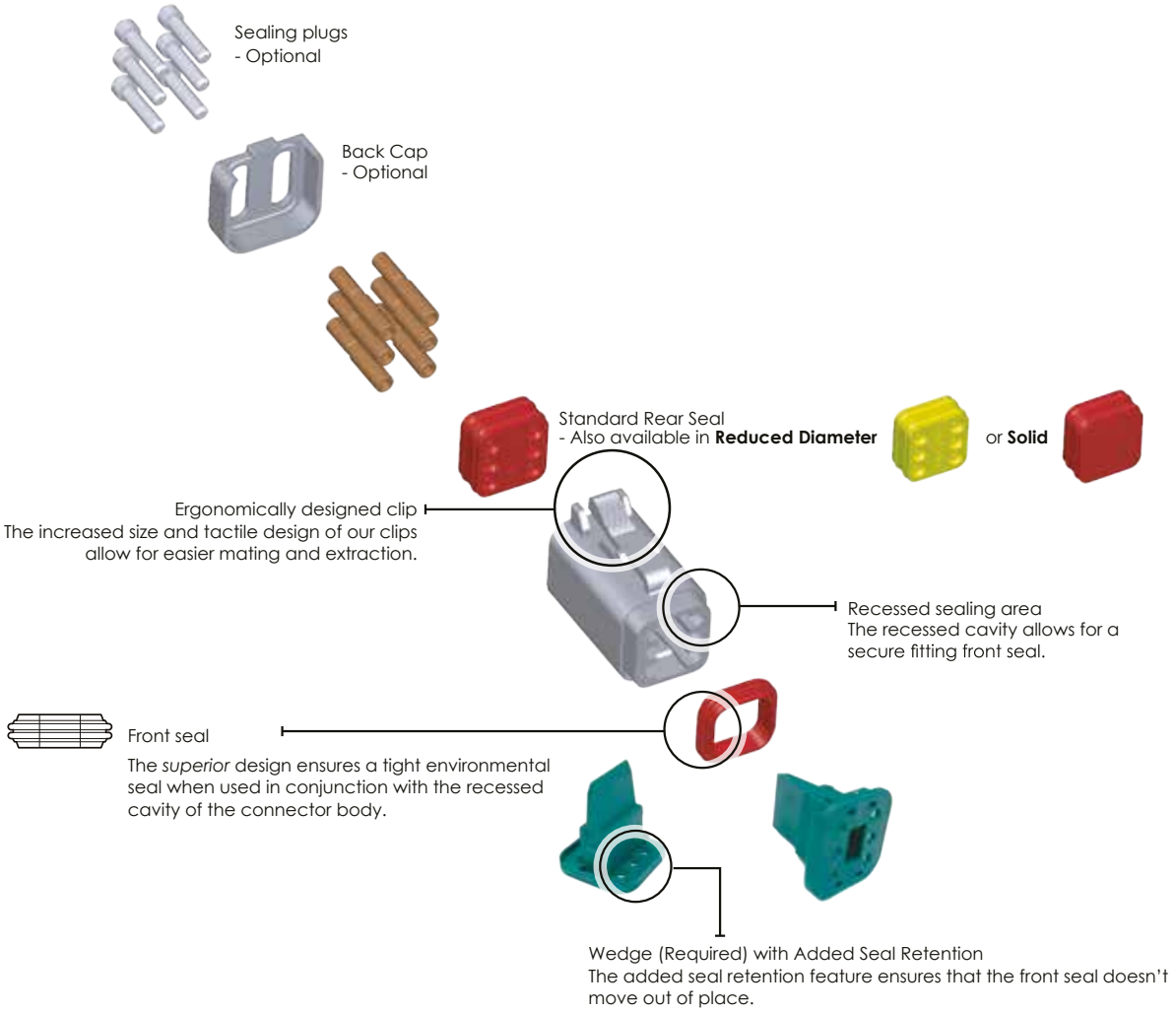

AT

AT series™ part number sequence

AT | 06 | – | 12 | S | A | – | XXXX | XXX

Amphenol Product Series
AT - AT series (Contact size **16#**)

Product style
06
Plug (only match with SOCKET)
04
Receptacle (only match with PIN)

Position
2 - 2 2 pos.
3 - 3 3 pos.
4 - 4 4 pos.
6 - 6 6 pos.
08 - 8 8 pos.
12 - 12 12 pos.

Contact
S Socket
P Pin

Key (just for 8 & 12 pos. connector)
A - A A Key
B - B B Key
C - C C Key
D - D D Key

Color (only for 2, 3, 4, 6 pos. connector)
Blank - grey
RED - Red
YEL - Yellow
GRN - Green
ORG- Orange
WHT - White
BLK - Black
BLU - Blue

Modifications
Blank - standard connector
MM01 - Small wire seal with standard end cap
MM03 - Small wire seal with strain relief
RD01 - Small wire seal without end cap
EC01 - Standard wire seal with standard end cap
SS01 - Solid wire Seal with standard end cap
SB01 - Standard wire seal with strain relief
SR01 - Standard wire seal with strain relief
SR02 - Small wire seal with strain relief
LC01 - Standard wire seal with long end cap
LM01 - Small wire seal with long end cap
KE01 - Standard wire seal with latch guard end cap (Plug only)
KE02 - Small wire seal with latch guard end cap (Plug only)

The example for end cap - 6 pos

End cap	Picture
omit	
EC01	
SR01	
LC01	
KE01	
SS01	

End cap	Picture
RR01	
RD01	
MM01	
SR02	
LM01	
KE02	

Note: The parts don't include contact, wedge etc. Please choose it separately.

AT Series™

Performance for AT Series

Temperature Range	Operative at temperatures from-55°C to +125°C. Continuous at rated current.
Submersion	IP67 & IP69K
Max. Current (Max. Wire Gauge)	Max. 13A
Rating Voltage	250V AC/DC according to IEC 500V AC/DC according to UL 1977
Contact Resistance	< 10 mΩ
Dielectric withstanding voltage	Current leakage less than 2 milliampere under 1500 V AC.
Minimum Mating Cycles	No electrical or mechanical defects after more than100 cycles of engagement and disengagement.
Insulation Resistance	1000 megohms minimum at 25°C.
Vibration	No unlocking or unmating and exhibits no mechanical or physical damage after sinusoidal vibration levels of 20G's at 10 to 2000 Hz in each of the three mutually perpendicular planes. No electrical discountinuities longer than 1 microsecond.
Thermal Cycle	No cracking, chipping or leaking after 20 times test cycles from -55°C to +125°C.
RoHS Compliant	Yes
Material	Housing and wedge: thermoplastic Seals: silicone elastomer Contact: copper alloy、nickel plated、gold plated

AT series™ face view

Plug Part No.	Face View
AT06-2S-XXXX	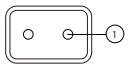
AT06-3S-XXXX	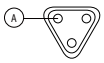
AT06-4S-XXXX	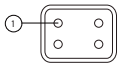
AT06-6S-XXXX	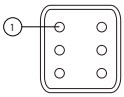
AT06-08SA-XXXX	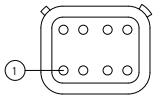
AT06-08SB-XXXX	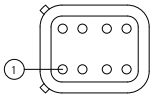
AT06-08SC-XXXX	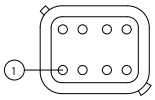
AT06-08SD-XXXX	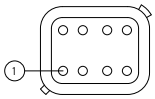
AT06-12SA-XXXX	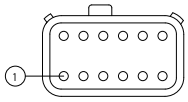
AT06-12SB-XXXX	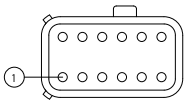
AT06-12SC-XXXX	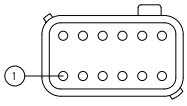
AT06-12SD-XXXX	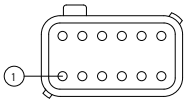
AT06-12SX1-XXXX	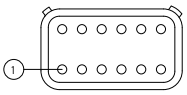
AT06-12SX2-XXXX	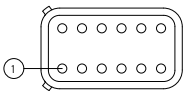

Receptacle Part No.	Face View
AT04-2P-XXXX	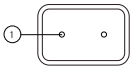
AT04-3P-XXXX	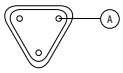
AT04-4P-XXXX	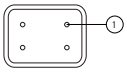
AT04-6P-XXXX	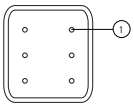
AT04-08PA-XXXX	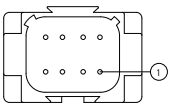
AT04-08PB-XXXX	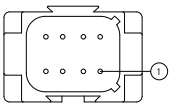
AT04-08PC-XXXX	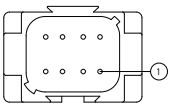
AT04-08PD-XXXX	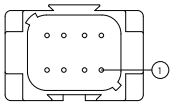
AT04-12PA-XXXX	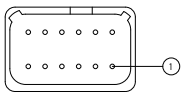
AT04-12PA-NES/NRD1/ NMM1/NSS1	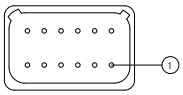
AT04-12PB-XXXX	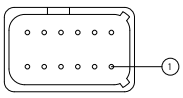
AT04-12PC-XXXX	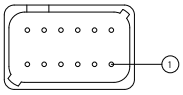
AT04-12PD-XXXX	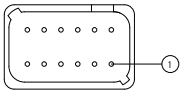

Note: XXXX stands for end cap. Please refer to page 9.

AT series™ 2POS connectors - Receptacle

Receptacle P/N	Wire range	Insulation O.D	Product picture
AT04-2P	14~20AWG	2.24~3.68mm	
AT04-2P-RD01	14~20AWG	1.35~3.05mm	
AT04-2P-EC01	14~20AWG	2.24~3.68mm	
AT04-2P-MM01	14~20AWG	1.35~3.05mm	
AT04-2P-SS01	N/A	N/A	
AT04-2P-SB01	14~20AWG	2.24~3.68mm	
AT04-2P-MM03	14~20AWG	1.35~3.05mm	
AT04-2P-SR01BLK	14~20AWG	2.24~3.68mm	
AT04-2P-SR02BLK	14~20AWG	1.35~3.05mm	
AT04-2P-SF01	14~20AWG	2.24~3.68mm	
AT04-2P-SF02	14~20AWG	1.35~3.05mm	

Suitable Contact



Size	Pin P/N	Plating	Wire range
16# 13A	AT60-14-0122	Nickel-plated	14~16AWG
	AT60-14-0144	Gold-plated	14~16AWG
	AT60-16-0122	Nickel-plated	16~18AWG
	AT60-16-0144	Gold-plated	16~18AWG
	AT60-16-0622	Nickel-plated	18~20AWG
	AT60-16-0644	Gold-plated	18~20AWG
	AT60-16-0822	Nickel-plated	20~22AWG
	AT60-16-0844	Gold-plated	20~22AWG

Size	Pin P/N	Plating	Wire range
16# 13A	AT60-2021631US	Gold-plated	16~20AWG
	AT60-20216141US	Nickel-plated	16~20AWG
	AT60-215-1631	Gold-plated	14AWG
	AT60-21516141US	Nickel-plated	14AWG
	AT60-202-1631-20	Gold-plated	18~20AWG
	AT60-202-16141-22	Nickel-plated	22~24AWG

Suitable Wedge	Part number
	AW2P
	AW2P-A
	AW2P-B
	AW2P-C
	AW2P-D

AT series™ 2POS connectors - Plug

Plug P/N	Wire range	Insulation O.D	Product picture
AT06-2S	14~20AWG	2.24~3.68mm	
AT06-2S-RD01	14~20AWG	1.35~3.05mm	
AT06-2S-EC01	14~20AWG	2.24~3.68mm	
AT06-2S-MM01	14~20AWG	1.35~3.05mm	
AT06-2S-SS01	N/A	N/A	
AT06-2S-SB01	14~20AWG	2.24~3.68mm	
AT06-2S-MM03	14~20AWG	1.35~3.05mm	
AT06-2S-SR01BLK	14~20AWG	2.24~3.68mm	
AT06-2S-SR02BLK	14~20AWG	1.35~3.05mm	
AT06-2S-LC01	14~20AWG	2.24~3.68mm	
AT06-2S-LM01	14~20AWG	1.35~3.05mm	
AT06-2S-KE01GRY	14~20AWG	2.24~3.68mm	
AT06-2S-KE02GRY	14~20AWG	1.35~3.05mm	
AT06-2S-SF01	14~20AWG	2.24~3.68mm	
AT06-2S-SF02	14~20AWG	1.35~3.05mm	

Suitable Contact

Size	Socket P/N	Plating	Wire range
16# 13A	AT62-14-0122	Nickel-plated	14~16AWG
	AT62-14-0144	Gold-plated	14~16AWG
	AT62-16-0122	Nickel-plated	16~18AWG
	AT62-16-0144	Gold-plated	16~18AWG
	AT62-16-0622	Nickel-plated	18~20AWG
	AT62-16-0644	Gold-plated	18~20AWG
	AT62-16-0822	Nickel-plated	20~22AWG
	AT62-16-0844	Gold-plated	20~22AWG

Size	Socket P/N	Plating	Wire range
16# 13A	AT62-2011631US	Gold-plated	16~20AWG
	AT62-20116141US	Nickel-plated	16~20AWG
	AT62-209-1631	Gold-plated	14AWG
	AT62-20916141US	Nickel-plated	14AWG
	AT62-201-1631-20	Gold-plated	18~20AWG
	AT62-201-16141-22	Nickel-plated	22~24AWG

Suitable Wedge	Part number
	AW2S
	AW2S-A
	AW2S-B
	AW2S-C
	AW2S-D
	AW2S-CD

AT series™ 3POS connectors - Receptacle

Receptacle P/N	Wire range	Insulation O.D	Product picture
AT04-3P	14~20AWG	2.24~3.68mm	
AT04-3P-RD01	14~20AWG	1.35~3.05mm	
AT04-3P-EC01	14~20AWG	2.24~3.68mm	
AT04-3P-MM01	14~20AWG	1.35~3.05mm	
AT04-3P-SS01	N/A	N/A	
AT04-3P-SB01	14~20AWG	2.24~3.68mm	
AT04-3P-MM03	14~20AWG	1.35~3.05mm	
AT04-3P-SR01BLK	14~20AWG	2.24~3.68mm	
AT04-3P-SR02BLK	14~20AWG	1.35~3.05mm	
AT04-3P-PM05	14~20AWG	2.24~3.68mm	

Suitable Contact

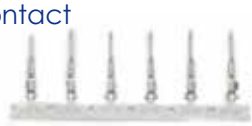

Size	Pin P/N	Plating	Wire range
16# 13A	AT60-14-0122	Nickel-plated	14~16AWG
	AT60-14-0144	Gold-plated	14~16AWG
	AT60-16-0122	Nickel-plated	16~18AWG
	AT60-16-0144	Gold-plated	16~18AWG
	AT60-16-0622	Nickel-plated	18~20AWG
	AT60-16-0644	Gold-plated	18~20AWG
	AT60-16-0822	Nickel-plated	20~22AWG
	AT60-16-0844	Gold-plated	20~22AWG

Size	Pin P/N	Plating	Wire range
16# 13A	AT60-2021631US	Gold-plated	16~20AWG
	AT60-20216141US	Nickel-plated	16~20AWG
	AT60-215-1631	Gold-plated	14AWG
	AT60-21516141US	Nickel-plated	14AWG
	AT60-202-1631-20	Gold-plated	18~20AWG
	AT60-202-16141-22	Nickel-plated	22~24AWG

Suitable Wedge	Part number
	AW3P
	AW3P-1939

AT series™ 3POS connectors - Plug

Plug P/N	Wire range	Insulation O.D	Product picture
AT06-3S	14~20AWG	2.24~3.68mm	
AT06-3S-RD01	14~20AWG	1.35~3.05mm	
AT06-3S-EC01	14~20AWG	2.24~3.68mm	
AT06-3S-MM01	14~20AWG	1.35~3.05mm	
AT06-3S-SS01	N/A	N/A	
AT06-3S-SB01	14~20AWG	2.24~3.68mm	
AT06-3S-MM03	14~20AWG	1.35~3.05mm	
AT06-3S-SR01BLK	14~20AWG	2.24~3.68mm	
AT06-3S-SR02BLK	14~20AWG	1.35~3.05mm	
AT06-3S-LC01	14~20AWG	2.24~3.68mm	
AT06-3S-LM01	14~20AWG	1.35~3.05mm	
AT06-3S-KE01GRY	14~20AWG	2.24~3.68mm	
AT06-3S-KE02GRY	14~20AWG	1.35~3.05mm	

Suitable Contact

Size	Socket P/N	Plating	Wire range
16# 13A	AT62-14-0122	Nickel-plated	14~16AWG
	AT62-14-0144	Gold-plated	14~16AWG
	AT62-16-0122	Nickel-plated	16~18AWG
	AT62-16-0144	Gold-plated	16~18AWG
	AT62-16-0622	Nickel-plated	18~20AWG
	AT62-16-0644	Gold-plated	18~20AWG
	AT62-16-0822	Nickel-plated	20~22AWG
	AT62-16-0844	Gold-plated	20~22AWG

Size	Socket P/N	Plating	Wire range
16# 13A	AT62-2011631US	Gold-plated	16~20AWG
	AT62-20116141US	Nickel-plated	16~20AWG
	AT62-209-1631	Gold-plated	14AWG
	AT62-20916141US	Nickel-plated	14AWG
	AT62-201-1631-20	Gold-plated	18~20AWG
	AT62-201-16141-22	Nickel-plated	22~24AWG

Suitable Wedge	Part number
	AW3S
	AW3S-1939

AT series™ 4POS connectors - Receptacle

Receptacle P/N	Wire range	Insulation O.D	Product picture
AT04-4P	14~20AWG	2.24~3.68mm	
AT04-4P-RD01	14~20AWG	1.35~3.05mm	
AT04-4P-EC01	14~20AWG	2.24~3.68mm	
AT04-4P-MM01	14~20AWG	1.35~3.05mm	
AT04-4P-SS01	N/A	N/A	
AT04-4P-SR01BLK	14~20AWG	2.24~3.68mm	
AT04-4P-SR02BLK	14~20AWG	1.35~3.05mm	
AT04-4P-R1K2K	N/A	N/A	

Suitable Contact

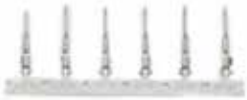

Size	Pin P/N	Plating	Wire range
16# 13A	AT60-14-0122	Nickel-plated	14~16AWG
	AT60-14-0144	Gold-plated	14~16AWG
	AT60-16-0122	Nickel-plated	16~18AWG
	AT60-16-0144	Gold-plated	16~18AWG
	AT60-16-0622	Nickel-plated	18~20AWG
	AT60-16-0644	Gold-plated	18~20AWG
	AT60-16-0822	Nickel-plated	20~22AWG
	AT60-16-0844	Gold-plated	20~22AWG

Size	Pin P/N	Plating	Wire range
16# 13A	AT60-202-1631	Gold-plated	16~20AWG
	AT60-202-16141	Nickel-plated	16~20AWG
	AT60-215-1631	Gold-plated	14AWG
	AT60-21516141US	Nickel-plated	14AWG
	AT60-202-1631-20	Gold-plated	18~20AWG
	AT60-202-16141-22	Nickel-plated	22~24AWG

Suitable Wedge	Part number
	AW4P
	AW4P-A
	AW4P-B
	AW4P-C
	AW4P-D

AT series™ 4POS connectors - Plug

Plug P/N	Wire range	Insulation O.D	Product picture
AT06-4S	14~20AWG	2.24~3.68mm	
AT06-4S-RD01	14~20AWG	1.35~3.05mm	
AT06-4S-EC01	14~20AWG	2.24~3.68mm	
AT06-4S-MM01	14~20AWG	1.35~3.05mm	
AT06-4S-SS01	N/A	N/A	
AT06-4S-SR01BLK	14~20AWG	2.24~3.68mm	
AT06-4S-SR02BLK	14~20AWG	1.35~3.05mm	
AT06-4S-LC01	14~20AWG	2.24~3.68mm	
AT06-4S-LM01	14~20AWG	1.35~3.05mm	
AT06-4S-KE01GRY	14~20AWG	2.24~3.68mm	
AT06-4S-KE02GRY	14~20AWG	1.35~3.05mm	
AT06-4S-CE15BLK	14~20AWG	1.35~3.05mm	

Suitable Contact

Size	Socket P/N	Plating	Wire range
16# 13A	AT62-14-0122	Nickel-plated	14~16AWG
	AT62-14-0144	Gold-plated	14~16AWG
	AT62-16-0122	Nickel-plated	16~18AWG
	AT62-16-0144	Gold-plated	16~18AWG
	AT62-16-0622	Nickel-plated	18~20AWG
	AT62-16-0644	Gold-plated	18~20AWG
	AT62-16-0822	Nickel-plated	20~22AWG
	AT62-16-0844	Gold-plated	20~22AWG

Size	Socket P/N	Plating	Wire range
16# 13A	AT62-2011631US	Gold-plated	16~20AWG
	AT62-20116141US	Nickel-plated	16~20AWG
	AT62-209-1631	Gold-plated	14AWG
	AT62-20916141US	Nickel-plated	14AWG
	AT62-201-1631-20	Gold-plated	18~20AWG
	AT62-201-16141-22	Nickel-plated	22~24AWG

Suitable Wedge	Part number
	AW4S
	AW4S-A
	AW4S-B
	AW4S-C
	AW4S-D

AT series™ 6POS connectors - Receptacle

Receptacle P/N	Wire range	Insulation O.D	Product picture
AT04-6P	14~20AWG	2.24~3.68mm	
AT04-6P-RD01	14~20AWG	1.35~3.05mm	
AT04-6P-RR01	16~22AWG	1.12~2.31mm	
AT04-6P-EC01	14~20AWG	2.24~3.68mm	
AT04-6P-MM01	14~20AWG	1.35~3.05mm	
AT04-6P-SS01	N/A	N/A	
AT04-6P-SR01BLK	14~20AWG	2.24~3.68mm	
AT04-6P-SR02BLK	14~20AWG	1.35~3.05mm	

Suitable Contact

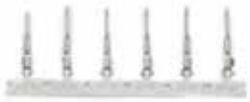

Size	Pin P/N	Plating	Wire range
16# 13A	AT60-14-0122	Nickel-plated	14~16AWG
	AT60-14-0144	Gold-plated	14~16AWG
	AT60-16-0122	Nickel-plated	16~18AWG
	AT60-16-0144	Gold-plated	16~18AWG
	AT60-16-0622	Nickel-plated	18~20AWG
	AT60-16-0644	Gold-plated	18~20AWG
	AT60-16-0822	Nickel-plated	20~22AWG
	AT60-16-0844	Gold-plated	20~22AWG

Size	Pin P/N	Plating	Wire range
16# 13A	AT60-202-1631	Gold-plated	16~20AWG
	AT60-202-16141	Nickel-plated	16~20AWG
	AT60-215-1631	Gold-plated	14AWG
	AT60-21516141US	Nickel-plated	14AWG
	AT60-202-1631-20	Gold-plated	18~20AWG
	AT60-202-16141-22	Nickel-plated	22~24AWG

Suitable Wedge	Part number
	AW6P

AT series™ 6POS connectors - Plug

Plug P/N	Wire range	Insulation O.D	Product picture
AT06-6S	14~20AWG	2.24~3.68mm	
AT06-6S-RD01	14~20AWG	1.35~3.05mm	
AT06-6S-RR01	16~22AWG	1.12~2.31mm	
AT06-6S-EC01	14~20AWG	2.24~3.68mm	
AT06-6S-MM01	14~20AWG	1.35~3.05mm	
AT06-6S-SS01	N/A	N/A	
AT06-6S-SR01BLK	14~20AWG	2.24~3.68mm	
AT06-6S-SR02BLK	14~20AWG	1.35~3.05mm	
AT06-6S-LC01	14~20AWG	2.24~3.68mm	
AT06-6S-LM01	14~20AWG	1.35~3.05mm	
AT06-6S-KE01GRY	14~20AWG	2.24~3.68mm	
AT06-6S-KE02GRY	14~20AWG	1.35~3.05mm	

Suitable Contact

Size	Socket P/N	Plating	Wire range
16# 13A	AT62-14-0122	Nickel-plated	14~16AWG
	AT62-14-0144	Gold-plated	14~16AWG
	AT62-16-0122	Nickel-plated	16~18AWG
	AT62-16-0144	Gold-plated	16~18AWG
	AT62-16-0622	Nickel-plated	18~20AWG
	AT62-16-0644	Gold-plated	18~20AWG
	AT62-16-0822	Nickel-plated	20~22AWG
	AT62-16-0844	Gold-plated	20~22AWG

Size	Socket P/N	Plating	Wire range
16# 13A	AT62-2011631US	Gold-plated	16~20AWG
	AT62-20116141US	Nickel-plated	16~20AWG
	AT62-209-1631	Gold-plated	14AWG
	AT62-20916141US	Nickel-plated	14AWG
	AT62-201-1631-20	Gold-plated	18~20AWG
	AT62-201-16141-22	Nickel-plated	22~24AWG

Suitable Wedge	Part number
	AW6S
	AW6S2-BLU

AT series™ 8POS connectors - Receptacle

Receptacle P/N	Wire range	Insulation O.D	Product picture
AT04-08P**A**	14~20AWG	2.24~3.68mm	
AT04-08P**A**-RD01	14~20AWG	1.35~3.05mm	
AT04-08P**A**-RR01	16~22AWG	1.12~2.31mm	
AT04-08P**A**-EC01	14~20AWG	2.24~3.68mm	
AT04-08P**A**-MM01	14~20AWG	1.35~3.05mm	
AT04-08P**A**-SS01	N/A	N/A	
AT04-08P**A**-SRGRY	14~20AWG	2.24~3.68mm	
AT04-08P**A**-SR2GY	14~20AWG	1.35~3.05mm	
AT04-08P**B**-PM07G	14~20AWG	2.24~3.68mm	
AT04-08P**B**-PMR7G	14~20AWG	1.35~3.05mm	

Note: How to distinguish the key. Please see Note Part of page 21.

Suitable Contact

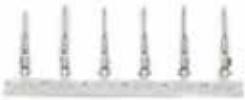

Size	Pin P/N	Plating	Wire range
16# 13A	AT60-14-0122	Nickel-plated	14~16AWG
	AT60-14-0144	Gold-plated	14~16AWG
	AT60-16-0122	Nickel-plated	16~18AWG
	AT60-16-0144	Gold-plated	16~18AWG
	AT60-16-0622	Nickel-plated	18~20AWG
	AT60-16-0644	Gold-plated	18~20AWG
	AT60-16-0822	Nickel-plated	20~22AWG
	AT60-16-0844	Gold-plated	20~22AWG

Size	Pin P/N	Plating	Wire range
16# 13A	AT60-202-1631	Gold-plated	16~20AWG
	AT60-202-16141	Nickel-plated	16~20AWG
	AT60-215-1631	Gold-plated	14AWG
	AT60-21516141US	Nickel-plated	14AWG
	AT60-202-1631-20	Gold-plated	18~20AWG
	AT60-202-16141-22	Nickel-plated	22~24AWG

Suitable Wedge	Part number
	AW8P

AT series™ 8POS connectors - Plug

Plug P/N	Wire range	Insulation O.D	Product picture
AT06-08S**A**	14~20AWG	2.24~3.68mm	
AT06-08S**A**-RD01	14~20AWG	1.35~3.05mm	
AT06-08S**A**-RR01	16~22AWG	1.12~2.31mm	
AT06-08S**A**-EC01	14~20AWG	2.24~3.68mm	
AT06-08S**A**-MM01	14~20AWG	1.35~3.05mm	
AT06-08S**A**-SS01	N/A	N/A	
AT06-08S**A**-SRGRY	14~20AWG	2.24~3.68mm	
AT06-08S**A**-SR2GY	14~20AWG	1.35~3.05mm	
AT06-08S**A**-LC01	14~20AWG	2.24~3.68mm	
AT06-08S**A**-LM01	14~20AWG	1.35~3.05mm	
AT06-08S**A**-KE01	14~20AWG	2.24~3.68mm	
AT06-08S**A**-KE02	14~20AWG	1.35~3.05mm	

Suitable Contact

Size	Socket P/N	Plating	Wire range
16# 13A	AT62-14-0122	Nickel-plated	14~16AWG
	AT62-14-0144	Gold-plated	14~16AWG
	AT62-16-0122	Nickel-plated	16~18AWG
	AT62-16-0144	Gold-plated	16~18AWG
	AT62-16-0622	Nickel-plated	18~20AWG
	AT62-16-0644	Gold-plated	18~20AWG
	AT62-16-0822	Nickel-plated	20~22AWG
	AT62-16-0844	Gold-plated	20~22AWG

Size	Socket P/N	Plating	Wire range
16# 13A	AT62-2011631US	Gold-plated	16~20AWG
	AT62-20116141US	Nickel-plated	16~20AWG
	AT62-209-1631	Gold-plated	14AWG
	AT62-20916141US	Nickel-plated	14AWG
	AT62-201-1631-20	Gold-plated	18~20AWG
	AT62-201-16141-22	Nickel-plated	22~24AWG

Suitable Wedge	Part number
	AW8S

KEY-B

KEY-C

KEY-D

Note: A stands for the keying position (see page 11). B, C and D keying positions are available for all 8 and 12 positions connectors.
The appearance can be distinguished by color. Key-B is black. Key-C is green. Key-D is brown.

AT series™ 12POS connectors - Receptacle

Receptacle P/N	Wire range	Insulation O.D	Product picture
AT04-12P**A**	14~20AWG	2.24~3.68mm	
AT04-12P**A**-RD01	14~20AWG	1.35~3.05mm	
AT04-12P**A**-RR01	16~22AWG	1.12~2.31mm	
AT04-12P**A**-EC01	14~20AWG	2.24~3.68mm	
AT04-12P**A**-MM01	14~20AWG	1.35~3.05mm	
AT04-12P**A**-SS01	N/A	N/A	
AT04-12P**A**-SRGRY	14~20AWG	2.24~3.68mm	
AT04-12P**A**-SR2GY	14~20AWG	1.35~3.05mm	
AT04-12P**A**-NES	14~20AWG	2.24~3.68mm	
AT04-12P**A**-NRD1	14~20AWG	1.35~3.05mm	
AT04-12P**A**-NEC1	14~20AWG	2.24~3.68mm	
AT04-12P**A**-NMM1	14~20AWG	1.35~3.05mm	
AT04-12P**A**-NSS1	N/A	N/A	

Suitable Contact

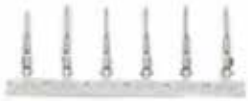

Size	Pin P/N	Plating	Wire range
16# 13A	AT60-14-0122	Nickel-plated	14~16AWG
	AT60-14-0144	Gold-plated	14~16AWG
	AT60-16-0122	Nickel-plated	16~18AWG
	AT60-16-0144	Gold-plated	16~18AWG
	AT60-16-0622	Nickel-plated	18~20AWG
	AT60-16-0644	Gold-plated	18~20AWG
	AT60-16-0822	Nickel-plated	20~22AWG
	AT60-16-0844	Gold-plated	20~22AWG

Size	Pin P/N	Plating	Wire range
16# 13A	AT60-202-1631	Gold-plated	16~20AWG
	AT60-202-16141	Nickel-plated	16~20AWG
	AT60-215-1631	Gold-plated	14AWG
	AT60-21516141US	Nickel-plated	14AWG
	AT60-202-1631-20	Gold-plated	18~20AWG
	AT60-202-16141-22	Nickel-plated	22~24AWG

Suitable Wedge	Part number
	AW12P

备注：如何区分产品键位A、B、C、D，请参考第21页备注部分。
Note: How to distinguish the key. Please see Note Part of page 21.

AT series™ 12POS connectors - Plug

Plug P/N	Wire range	Insulation O.D	Product picture
AT06-12S**A**	14~20AWG	2.24~3.68mm	
AT06-12S**A**-RD01	14~20AWG	1.35~3.05mm	
AT06-12S**A**-RR01	16~22AWG	1.12~2.31mm	
AT06-12S**A**-EC01	14~20AWG	2.24~3.68mm	
AT06-12S**A**-MM01	14~20AWG	1.35~3.05mm	
AT06-12S**A**-SS01	N/A	N/A	
AT06-12S**A**-SRGRY	14~20AWG	2.24~3.68mm	
AT06-12S**A**-SR2GY	14~20AWG	1.35~3.05mm	
AT06-12S**A**-LC01	14~20AWG	2.24~3.68mm	
AT06-12S**A**-LM01	14~20AWG	1.35~3.05mm	
AT06-12S**A**-KE01	14~20AWG	2.24~3.68mm	
AT06-12S**A**-KE02	14~20AWG	1.35~3.05mm	
AT06-12SX1	14~20AWG	2.24~3.68mm	
AT06-12SX1-RD01	14~20AWG	1.35~3.05mm	
AT06-12SX2	14~20AWG	2.24~3.68mm	
AT06-12SX2-RD01	14~20AWG	1.35~3.05mm	

Suitable Contact

Size	Socket P/N	Plating	Wire range
16# 13A	AT62-14-0122	Nickel-plated	14~16AWG
	AT62-14-0144	Gold-plated	14~16AWG
	AT62-16-0122	Nickel-plated	16~18AWG
	AT62-16-0144	Gold-plated	16~18AWG
	AT62-16-0622	Nickel-plated	18~20AWG
	AT62-16-0644	Gold-plated	18~20AWG
	AT62-16-0822	Nickel-plated	20~22AWG
	AT62-16-0844	Gold-plated	20~22AWG

Size	Socket P/N	Plating	Wire range
16# 13A	AT62-2011631US	Gold-plated	16~20AWG
	AT62-20116141US	Nickel-plated	16~20AWG
	AT62-209-1631	Gold-plated	14AWG
	AT62-20916141US	Nickel-plated	14AWG
	AT62-201-1631-20	Gold-plated	18~20AWG
	AT62-201-16141-22	Nickel-plated	22~24AWG

Suitable Wedge	Part number
	AW12S

Note: How to distinguish the key. Please see Note Part of page 21.

AT series dust cap

Series	P/N	Pictures	Suitable products
Dust cap	AT06-2S-CAP		For AT series - 2 pos plug, black
	AT06-3S-CAP		For AT series - 3 pos plug, black
	AT06-4S-CAP		For AT series - 4 pos plug, black
	AT06-6S-CAP		For AT series - 6 pos plug, black
	AT06-08S-CAP		For AT series - 8 pos plug, black
	AT06-12S-CAP		For AT series - 12 pos plug, black
	AT12P-RSC-BLK		For AT series - 12 pos receptacle, black
	AT18P-RSC-BLK		For AT series - 15,18 pos receptacle, black

ATV ATVSeries™ part number sequence

ATV 06 – 18 S A – XXXX

Amphenol Product Series
ATV - ATV series (Contact size ***16#***)

Product style
06
Plug (only match with SOCKET)
04
Receptacle (only match with PIN)
02
Panel Mate (only match with PIN)

Position
18 - 18 18 pos.
38 - 38 38 pos

Modifications
Blank - standard connector
RR01 - Reduced wire seal with end cap(only 18 pos)

S2 - (power) Wire & OD Range

Key
A - A A Key
B - B B Key
C - C C Key
D - D D Key

Contact
S Socket
P Pin

ATV series™ arrangement

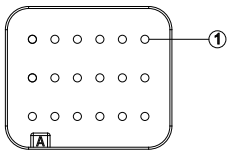

Key-A

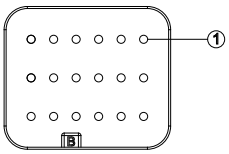

Key-B

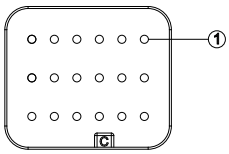

Key-C

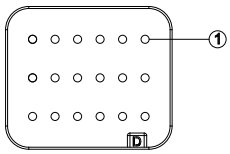

Key-D

18

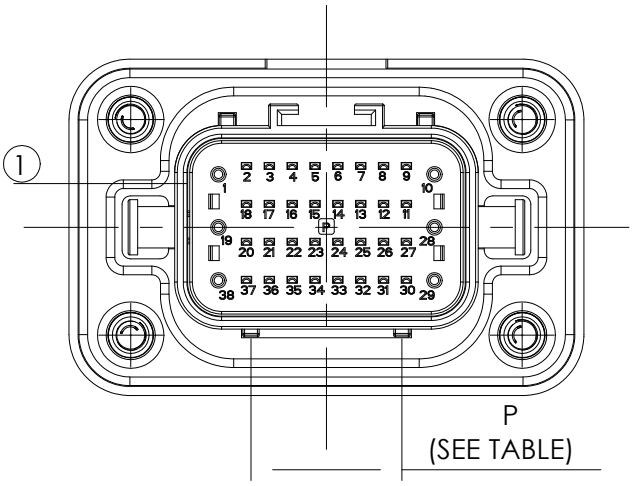

38

TABLE

KEY POS	PART NUMBER	P
A	ATV04-38PA-S2	17.50
B	ATV04-38PB-S2	14.50
C	ATV04-38PC-S2	11.50

ATV 18 POS-Performance

Temperature Range	Operative at temperatures from-55°C to +125°C. Continuous at rated current.
Immersion	IP67 & IP69K
Max. Current (Max. Wire Gauge)	Max. 13A
Rating Voltage	250V AC/DC according to IEC 500V AC/DC according to UL 1977
Contact Resistance	< 10 mΩ
Dielectric withstanding voltage	Current leakage less than 2 milliampere under 1500 V AC.
Minimum Mating Cycles	No electrical or mechanical defects after more than100 cycles of engagement and disengagement.
Insulation Resistance	1000 megohms minimum at 25°C.
Vibration	No unlocking or unmating and exhibits no mechanical or physical damage after sinusoidal vibration levels of 20G's at 10 to 2000 Hz in each of the three mutually perpendicular planes. No electrical discountinuities longer than 1 microsecond.
Thermal Cycle	No cracking, chipping or leaking after 20 times test cycles from -55°C to +125°C.
RoHS Compliant	Yes
Material	Housing and wedge: thermoplastic Seals: silicone elastomer Contact: copper alloy、nickel plated、gold plated

ATV ATVSeries™ 18POS connectors - Receptacle

Receptacle P/N	Wire range	Insulation O.D	Product picture
ATV02-18PA	14~20AWG	2.23~3.68mm	
ATV02-18PA-RR01	16~22AWG	1.12~2.31mm	
ATV02-18PB	14~20AWG	2.23~3.68mm	
ATV02-18PB-RR01	16~22AWG	1.12~2.31mm	
ATV02-18PC	14~20AWG	2.23~3.68mm	
ATV02-18PC-RR01	16~22AWG	1.12~2.31mm	
ATV02-18PD	14~20AWG	2.23~3.68mm	
ATV02-18PD-RR01	16~22AWG	1.12~2.31mm	
ATV04-18PA	14~20AWG	2.23~3.68mm	
ATV04-18PA-RR01	16~22AWG	1.12~2.31mm	
ATV04-18PA-BUS	N/A	N/A	
ATV04-18PB	14~20AWG	2.23~3.68mm	
ATV04-18PB-RR01	16~22AWG	1.12~2.31mm	
ATV04-18PB-BUS	N/A	N/A	
ATV04-18PC	14~20AWG	2.23~3.68mm	
ATV04-18PC-RR01	16~22AWG	1.12~2.31mm	
ATV04-18PD	14~20AWG	2.23~3.68mm	
ATV04-18PD-RR01	16~22AWG	1.12~2.31mm	

Suitable Contact

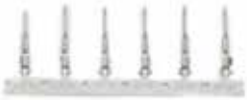

Size	Pin P/N	Plating	Wire range
16# 13A	AT60-14-0122	Nickel-plated	14~16AWG
	AT60-14-0144	Gold-plated	14~16AWG
	AT60-16-0122	Nickel-plated	16~18AWG
	AT60-16-0144	Gold-plated	16~18AWG
	AT60-16-0622	Nickel-plated	18~20AWG
	AT60-16-0644	Gold-plated	18~20AWG
	AT60-16-0822	Nickel-plated	20~22AWG
	AT60-16-0844	Gold-plated	20~22AWG

Size	Pin P/N	Plating	Wire range
16# 13A	AT60-202-1631	Gold-plated	16~20AWG
	AT60-202-16141	Nickel-plated	16~20AWG
	AT60-215-1631	Gold-plated	14AWG
	AT60-21516141US	Nickel-plated	14AWG
	AT60-202-1631-20	Gold-plated	18~20AWG
	AT60-202-16141-22	Nickel-plated	22~24AWG

Suitable Wedge	Part number
	AWV-18P

ATVSeries™ 18POS connectors - Plug

Plug P/N	Wire range	Insulation O.D	Product picture
ATV06-18SA	14~20AWG	2.23~3.68mm	
ATV06-18SA-RR01	16~22AWG	1.12~2.31mm	
ATV06-18SB	14~20AWG	2.23~3.68mm	
ATV06-18SB-RR01	16~22AWG	1.12~2.31mm	
ATV06-18SC	14~20AWG	2.23~3.68mm	
ATV06-18SC-RR01	16~22AWG	1.12~2.31mm	
ATV06-18SD	14~20AWG	2.23~3.68mm	
ATV06-18SD-RR01	16~22AWG	1.12~2.31mm	

Suitable Contact

Size	Socket P/N	Plating	Wire range
16#13A	AT62-14-0122	Nickel-plated	14~16AWG
	AT62-14-0144	Gold-plated	14~16AWG
	AT62-16-0122	Nickel-plated	16~18AWG
	AT62-16-0144	Gold-plated	16~18AWG
	AT62-16-0622	Nickel-plated	18~20AWG
	AT62-16-0644	Gold-plated	18~20AWG
	AT62-16-0822	Nickel-plated	20~22AWG
	AT62-16-0844	Gold-plated	20~22AWG

Size	Socket P/N	Plating	Wire range
16#13A	AT62-2011631US	Gold-plated	16~20AWG
	AT62-20116141US	Nickel-plated	16~20AWG
	AT62-209-1631	Gold-plated	14AWG
	AT62-20916141US	Nickel-plated	14AWG
	AT62-201-1631-20	Gold-plated	18~20AWG
	AT62-20116141US	Nickel-plated	22~24AWG

Suitable Wedge	Part number
	AWV-18S

ATV 38 POS-Performance

Temperature Range	Operative at temperatures from-40°C to +125°C. Continuous at rated current.
Immersion	IP67
Max. Current (Max. Wire Gauge)	Max. 13A
Rating Voltage	250V AC/DC
Contact Resistance	< 10 mΩ
Dielectric withstanding voltage	Current leakage less than 2 milliampere under 2000 V AC.
Minimum Mating Cycles	No electrical or mechanical defects after more than100 cycles of engagement and disengagement.
Insulation Resistance	5000 megohms minimum at 25°C.
Vibration	No unlocking or unmating and exhibits no mechanical or physical damage after sinusoidal vibration levels of 20G's at 10 to 2000 Hz in each of the three mutually perpendicular planes. No electrical discountinuities longer than 1 microsecond.
Thermal Cycle	No cracking, chipping or leaking after 20 times test cycles from -40°C to +125°C.
RoHS Compliant	Yes
Material	Housing and wedge: thermoplastic Seals: silicone elastomer Contact: copper alloy、nickel plated、gold plated

ATV ATVSeries™ 38POS connectors - Receptacle

Receptacle P/N	SIGNAL WIRE & OD RANGE	POWER WIRE & OD RANGE	Product picture
ATV04-38PA-S2	1.5~1.8mm (20AWG)	1.6~2.8mm (22~14AWG)	
ATV04-38PB-S2	1.5~1.8mm (20AWG)	1.6~2.8mm (22~14AWG)	
ATV04-38PC-S2	1.5~1.8mm (20AWG)	1.6~2.8mm (22~14AWG)	

Suitable Contact

Size	Power Pin P/N	Wire range	Product picture
16# 13A	SP14M1x	16-14	
	SP16M1x	18-16	
	SP20M1x	22-20	
	SP24M1x	26-24	

x Plating:
T - Tin plating
S - Silver plating 5μm
F - Gold plating
G5 - Gold Plating 5μm
G10 - Gold Plating 10μm
G15 - Gold Plating 15μm
G30 - Gold Plating 30μm

Suitable dust cap	Part number
	PL000761

Size	Signal Pin P/N	Wire range	Product picture
16# 2A	SC000571*	20-22	

* Plating:
T - Tin Plating
N - Nickel Plating
F - Gold Plating
G5 - Gold Plating 5μm
G15 - Gold Plating 15μm
G30 - Gold Plating 30μm

ATVSeries™ 38POS connectors - Plug

Plug P/N	SIGNAL WIRE & OD RANGE	POWER WIRE & OD RANGE	Product picture
ATV06-38SA-S2	1.5~1.8mm (20AWG)	1.6~2.8mm (22~14AWG)	
ATV06-38SB-S2	1.5~1.8mm (20AWG)	1.6~2.8mm (22~14AWG)	
ATV06-38SC-S2	1.5~1.8mm (20AWG)	1.6~2.8mm (22~14AWG)	

Suitable Contact

Size	Power Socket P/N	Wire range	Product picture
16# 13A	SS14M1x	16-14	
	SS16M1x	18-16	
	SS20M1x	22-20	
	SS24M1x	26-24	

x Plating:
T - Tin plating
S - Silver plating 5μm
F - Gold plating
G5 - Gold Plating 5μm
G10 - Gold Plating 10μm
G15 - Gold Plating 15μm
G30 - Gold Plating 30μm

Suitable dust cap	Part number
	PL000762

Size	Signal Socket P/N	Wire range	Product picture
16# 2A	SC000572*	20-22	

* Plating:
T - Tin Plating
N - Nickel Plating
F - Gold Plating
G5 - Gold Plating 5μm
G15 - Gold Plating 15μm
G30 - Gold Plating 30μm

ATS series™ part number sequence

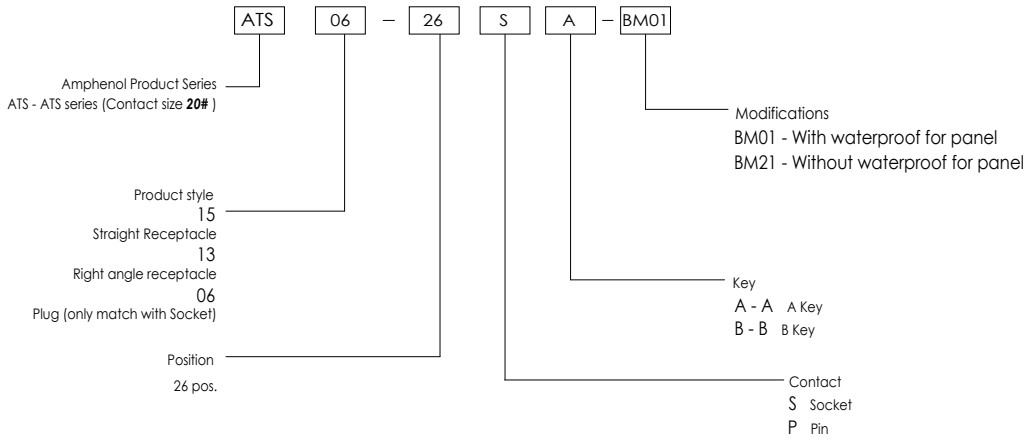

Performance for ATS Series

Temperature Range	Operative at temperatures from-55°C to +125°C. Continuous at rated current.
Submersion	IP67 & IP69K
Max. Current (Max. Wire Gauge)	Max. 7.5A
Rating Voltage	250V AC/DC
Contact Resistance	< 10 mΩ
Dielectric withstanding voltage	Current leakage less than 2 milliampere under 1500 V AC.
Minimum Mating Cycles	No electrical or mechanical defects after more than100 cycles of engagement and disengagement.
Insulation Resistance	1000 megohms minimum at 25°C.
Vibration	No unlocking or unmating and exhibits no mechanical or physical damage after sinusoidal vibration levels of 20G's at 10 to 2000 Hz in each of the three mutually perpendicular planes. No electrical discountinuities longer than 1 microsecond.
Thermal Cycle	No cracking, chipping or leaking after 20 times test cycles from -55°C to +125°C.
RoHS Compliant	Yes
Material	Housing and wedge: thermoplastic Seals: silicone elastomer Contact: copper alloy、nickel plated、gold plated

ATS series™ 26POS connectors - Receptacle

Receptacle P/N	Description	Product picture
ATS15-26Px-BM01	ATS 26 receptacle, black, panel with waterproof gasket, straight head, PCB	
ATS13-26Px-BM01	ATS 26 receptacle, black, panel with waterproof gasket, 90° , PCB	
ATS13-26Px-BM21	ATS 26 receptacle, black, panel without waterproof gasket, 90° , PCB	

ATS series™ 26POS connectors - Plug

Plug P/N	Wire range	Insulation O.D	Product picture
ATS06-26SA	18~26AWG	1.60	
ATS06-26SB	18~26AWG	2.20	

Size	Socket P/N	Wire range	Product picture
20#	SS20W1* SS20W2*	22~20AWG	
	SS24W1* SS24W2*	26~24AWG	
	SS28W1* SS28W2*	30~28AWG	

* Plating
T - Tin Plating
N - Nickel Plating
F - Gold Plating

ATM series™ part number sequence

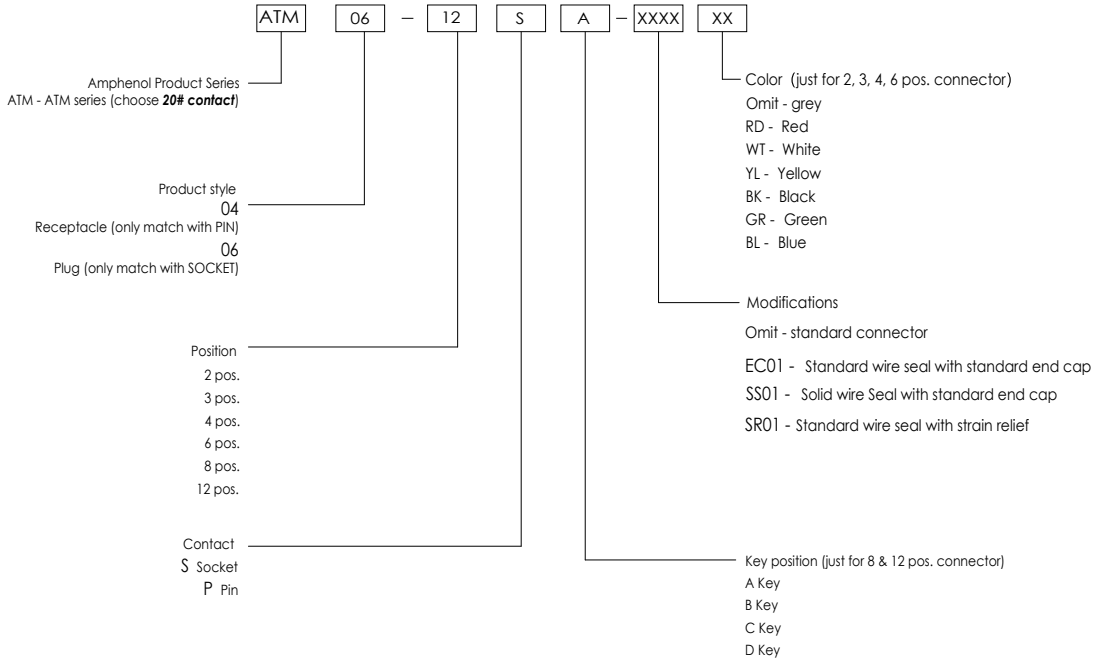

Performance for ATM Series

Temperature Range	Operative at temperatures from-55°C to +125°C. Continuous at rated current.
Submersion	IP67 & IP69K
Max. Current (Max. Wire Gauge)	Max. 7.5A
Rating Voltage	250V AC/DC according to IEC 500V AC/DC according to UL 1977
Contact Resistance	< 10 mΩ
Dielectric withstanding voltage	Current leakage less than 2 milliampere under 1500 V AC.
Minimum Mating Cycles	No electrical or mechanical defects after more than100 cycles of engagement and disengagement.
Insulation Resistance	1000 megohms minimum at 25°C.
Vibration	No unlocking or unmating and exhibits no mechanical or physical damage after sinusoidal vibration levels of 20G's at 10 to 2000 Hz in each of the three mutually perpendicular planes. No electrical discountinuities longer than 1 microsecond.
Thermal Cycle	No cracking, chipping or leaking after 20 times test cycles from -55°C to +125°C.
RoHS Compliant	Yes
Material	Housing and wedge: thermoplastic Seals: silicone elastomer Contact: copper alloy、nickel plated、gold plated

ATM series™ face view

Receptacle Part No.	Face View
ATM04-2P-XXXX	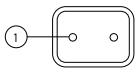
ATM04-3P-XXXX	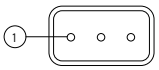
ATM04-4P-XXXX	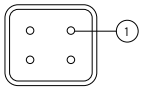
ATM04-6P-XXXX	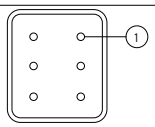
ATM04-08PA-XXXX	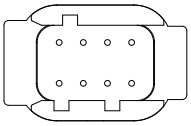
ATM04-08PB-XXXX	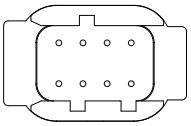
ATM04-08PC-XXXX	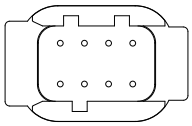
ATM04-08PD-XXXX	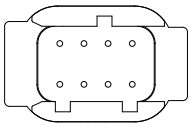
ATM04-12PA-XXXX	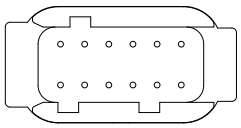
ATM04-12PB-XXXX	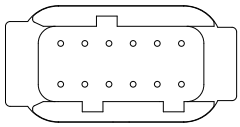
ATM04-12PC-XXXX	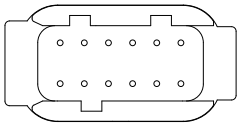
ATM04-12PD-XXXX	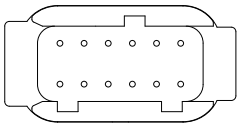

Plug Part No.	Face View
ATM06-2S-XXXX	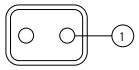
ATM06-3S-XXXX	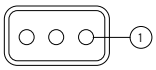
ATM06-4S-XXXX	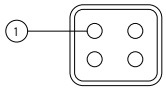
ATM06-6S-XXXX	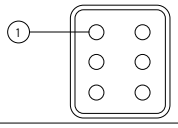
ATM06-08SA-XXXX	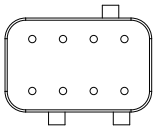
ATM06-08SB-XXXX	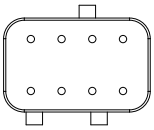
ATM06-08SC-XXXX	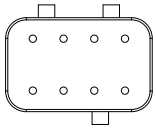
ATM06-08SD-XXXX	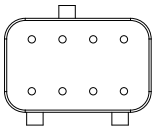
ATM06-12SA-XXXX	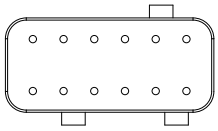
ATM06-12SB-XXXX	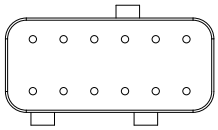
ATM06-12SC-XXXX	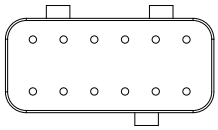
ATM06-12SD-XXXX	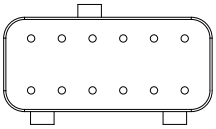

ATM series™ connectors

Plug P/N	Wire range	Insulation O.D	Product picture	Suitable wedge
ATM06-2S	16~20 AWG	1.35~3.05mm		P/N: AWM-2S
ATM06-2S-EC01	16~20 AWG	1.35~3.05mm		P/N: AWM-2S
ATM06-2S-SF01	16~20 AWG	1.35~3.05mm		P/N: AWM-2S
ATM06-3S	16~20 AWG	1.35~3.05mm		P/N: AWM-3S
ATM06-4S	16~20 AWG	1.35~3.05mm		P/N: AWM-4S
ATM06-4S-SF01	16~20 AWG	1.35~3.05mm		P/N: AWM-4S
ATM06-6S	16~20 AWG	1.35~3.05mm		P/N: AWM-6S
ATM06-08S**A**	16~20 AWG	1.35~3.05mm		P/N: AWM-8S
ATM06-12S**A**	16~20 AWG	1.35~3.05mm		P/N: AWM-12S
ATM06-12S**A**-SS01	N/A	N/A		P/N: AWM-12S
ATMH06-2S*(*=A,B,C,D)	N/A	N/A		N/A

Receptacle P/N	Wire range	Insulation O.D	Product picture	Suitable wedge
ATM04-2P	16~20 AWG	1.35~3.05mm		P/N: AWM-2P
ATM04-2P-EC01	16~20 AWG	1.35~3.05mm		P/N: AWM-2P
ATM06-2P-SF01	16~20 AWG	1.35~3.05mm		P/N: AWM-2P
ATM04-3P	16~20 AWG	1.35~3.05mm		P/N: AWM-3P
ATM04-4P	16~20 AWG	1.35~3.05mm		P/N: AWM-4P
ATM06-4P-SF01	16~20 AWG	1.35~3.05mm		P/N: AWM-4P
ATM04-6P	16~20 AWG	1.35~3.05mm		P/N: AWM-6P
ATM04-08P**A**	16~20 AWG	1.35~3.05mm		P/N: AWM-8P
ATM04-12P**A**	16~20 AWG	1.35~3.05mm		P/N: AWM-12P
ATM04-12P**A**-SS01	N/A	N/A		P/N: AWM-12P
ATMH04-2P*(*=A,B,C,D)	N/A	N/A		N/A

Note: How to distinguish the key. Please see Note Part of page 21.

ATM series™ connectors

Plug P/N	Wire range	Insulation O.D	Product picture	Suitable wedge
ATM06-2S-SR01GY	16~20 AWG	1.35~3.05mm		P/N: AWM-2S
ATM06-3S-SR01GY	16~20 AWG	1.35~3.05mm		P/N: AWM-3S
ATM06-4S-SR01GY	16~20 AWG	1.35~3.05mm		P/N: AWM-4S
ATM06-6S-SR01GY	16~20 AWG	1.35~3.05mm		P/N: AWM-6S
ATM06-08S**A**-SR1GY	16~20 AWG	1.35~3.05mm		P/N: AWM-8S
ATM06-12S**A**-SR1GY	16~20 AWG	1.35~3.05mm		P/N: AWM-12S

Receptacle P/N	Wire range	Insulation O.D	Product picture	Suitable wedge
ATM04-2P-SR01GY	16~20 AWG	1.35~3.05mm		P/N: AWM-2P
ATM04-3P-SR01GY	16~20 AWG	1.35~3.05mm		P/N: AWM-3P
ATM04-4P-SR01GY	16~20 AWG	1.35~3.05mm		P/N: AWM-4P
ATM04-6P-SR01GY	16~20 AWG	1.35~3.05mm		P/N: AWM-6P
ATM04-08P**A**-SR1GY	16~20 AWG	1.35~3.05mm		P/N: AWM-8P
ATM04-12P**A**-SR1GY	16~20 AWG	1.35~3.05mm		P/N: AWM-12P

Note: How to distinguish the key. Please see Note Part of page 21.

Wedge	Part number	Suitable connectors
	AWM-2SA	ATM06-2S-XXXX
	AWM-2SB	ATM06-2S-XXXX
	AWM-2PA	ATM04-2P-XXXX
	AWM-2PB	ATM04-2P-XXXX

ATM Series Contacts

Size	Stamped Pin P/N	Plating	Wire range
20#	AT60-20-0122	Nickel-plated	16~22AWG
	AT60-20-0144	Gold-plated	16~22AWG
	AT60-20-0222	Nickel-plated	16~22AWG
	AT60-20-0244	Gold-plated	16~22AWG
	AT60-20-0422	Nickel-plated	20~22AWG
	AT60-20-0444	Gold-plated	20~22AWG

Size	Stamped Socket P/N	Plating	Wire range
20#	AT62-20-0122	Nickel-plated	16~22AWG
	AT62-20-0144	Gold-plated	16~22AWG
	AT62-20-0222	Nickel-plated	16~22AWG
	AT62-20-0244	Gold-plated	16~22AWG
	AT62-20-0422	Nickel-plated	20~22AWG
	AT62-20-0444	Gold-plated	20~22AWG

Size	Machined Pin P/N	Plating	Wire range
20#	AT60-20220141US	Nickel-plated	20AWG
	AT60-202-2031	Gold-plated	20AWG
	AT60-010-2031	Gold-plated	16~18AWG
	AT60-010-20141	Nickel-plated	16~18AWG

Size	Machined Socket P/N	Plating	Wire range
20#	AT62-20120141US	Nickel-plated	20AWG
	AT62-201-2031	Gold-plated	20AWG
	AT62-005-2031	Gold-plated	16~18AWG
	AT62-005-20141	Nickel-plated	16~18AWG

ATM Series dust cap

Series	P/N	Pictures	Suitable products
Dust Cap	ATM06-2S-CAP		For ATM series 2 pos plug (ATM06-2S-XXXX), Gray
	ATM06-3S-CAP		For ATM series 3 pos plug (ATM06-3S-XXXX), Gray
	ATM06-4S-CAP		For ATM series 4 pos plug (ATM06-4S-XXXX), Gray
	ATM04-2P-CAP		For ATM series 2 pos receptacle (ATM04-2P-XXXX), Gray
	ATM04-3P-CAP		For ATM series 3 pos receptacle (ATM04-3P-XXXX), Gray
	ATM04-4P-CAP		For ATM series 4 pos receptacle (ATM04-4P-XXXX), Gray

ATP series™ part number sequence

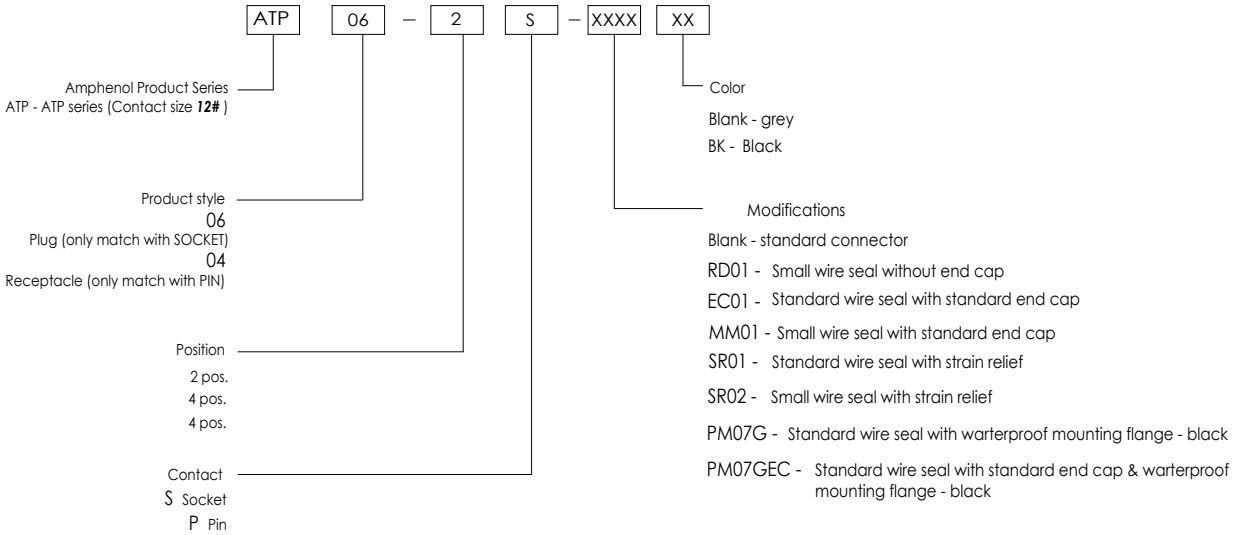

Performance for ATP Series

Temperature Range	Operative at temperatures from-55°C to +125°C. Continuous at rated current.
Submersion	IP67 & IP69K
Max. Current (Max. Wire Gauge)	Max. 25A
Rating Voltage	250V AC/DC according to IEC 500V AC/DC according to UL 1977
Contact Resistance	< 10 mΩ
Dielectric withstanding voltage	Current leakage less than 2 milliampere under 1500 V AC.
Minimum Mating Cycles	No electrical or mechanical defects after more than100 cycles of engagement and disengagement.
Insulation Resistance	1000 megohms minimum at 25°C.
Vibration	No unlocking or unmating and exhibits no mechanical or physical damage after sinusoidal vibration levels of 20G's at 10 to 2000 Hz in each of the three mutually perpendicular planes. No electrical discountinuities longer than 1 microsecond.
Thermal Cycle	No cracking, chipping or leaking after 20 times test cycles from -55°C to +125°C.
RoHS Compliant	Yes
Material	Housing and wedge: thermoplastic Seals: silicone elastomer Contact: copper alloy、nickel plated、gold plated

ATP series™ face view

Receptacle Part No.	Face View
ATP04-2P-XXXX	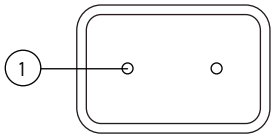
ATP04-4P-XXXX	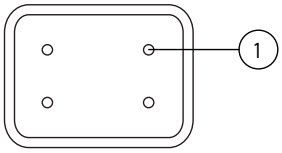
ATP04-6P-XXXX	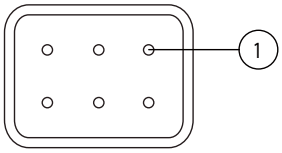

Plug Part No.	Face View
ATP06-2S-XXXX	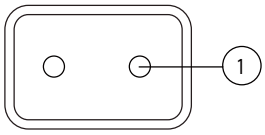
ATP06-4S-XXXX	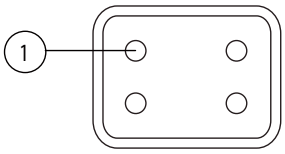
ATP06-6S-XXXX	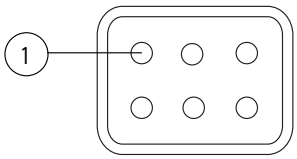

ATP series™ connectors

Receptacle P/N	Wire range	Insulation O.D	Product picture	Suitable wedge
ATP04-2P	10~14 AWG	3.40~4.95mm		P/N: AWP-2P*
ATP04-2P-RD01	12~14 AWG	2.44~4.01mm		
ATP04-2P-EC01	10~14 AWG	3.40~4.95mm		P/N: AWP-2P*
ATP04-2P-MM01	12~14 AWG	2.44~4.01mm		
ATP04-4P	10~14 AWG	3.40~4.95mm		P/N: AWP-4P*
ATP04-4P-RD01	12~14 AWG	2.44~4.01mm		
ATP04-4P-EC01	10~14 AWG	3.40~4.95mm		P/N: AWP-4P*
ATP04-4P-MM01	12~14 AWG	2.44~4.01mm		
ATP04-6P	10~14 AWG	3.40~4.95mm		P/N: AWP-6P
ATP04-6P-RD01	12~14 AWG	2.44~4.01mm		
ATP04-6P-EC01	10~14 AWG	3.40~4.95mm		P/N: AWP-6P
ATP04-6P-MM01	12~14 AWG	2.44~4.01mm		
ATP04-6P-SR01	10~14 AWG	3.40~4.95mm		P/N: AWP-6P
ATP04-6P-SR02	12~14 AWG	2.44~4.01mm		P/N: AWP-6P
ATP04-6PA-BUS	N/A	N/A		N/A: Mating with wedge AWP-6SA
ATP04-6PB-BUS	N/A	N/A		N/A: Mating with wedge AWP-6SB
ATP04-4P-P018	N/A	N/A		N/A

Plug P/N	Wire range	Insulation O.D	Product picture	Suitable wedge
ATP06-2S	10~14 AWG	3.40~4.95mm		P/N: AWP-2S*
ATP06-2S-RD01	12~14 AWG	2.44~4.01mm		
ATP06-2S-EC01	10~14 AWG	3.40~4.95mm		P/N: AWP-2S*
ATP06-2S-MM01	12~14 AWG	2.44~4.01mm		
ATP06-4S	10~14 AWG	3.40~4.95mm		P/N: AWP-4S*
ATP06-4S-RD01	12~14 AWG	2.44~4.01mm		
ATP06-4S-EC01	10~14 AWG	3.40~4.95mm		P/N: AWP-4S*
ATP06-4S-MM01	12~14 AWG	2.44~4.01mm		
ATP06-6S	10~14 AWG	3.40~4.95mm		P/N: AWP-6S
ATP06-6S-RD01	12~14 AWG	2.44~4.01mm		
ATP06-6S-EC01	10~14 AWG	3.40~4.95mm		P/N: AWP-6S
ATP06-6S-MM01	12~14 AWG	2.44~4.01mm		
ATP06-6S-SR01	10~14 AWG	3.40~4.95mm		P/N: AWP-6S
ATP06-6S-SR02	12~14 AWG	2.44~4.01mm		P/N: AWP-6S

*stands for the KEY wedge A/B/C/D

ATP Series Contacts

Size	Machine Pin P/N	Plating	Wire range
12#	AT60-220-1231-1618	Gold-plated	16~18AWG
	AT60-20412141US	Nickel-plated	12~14AWG
	AT60-204-12141-10	Nickel-plated	10~12AWG
	AT60-220-1231	Gold-plated	12~14AWG

Size	Machine Socket P/N	Plating	Wire range
12#	AT62-210-1231-1618	Gold-plated	16~18AWG
	AT62-203-12141	Nickel-plated	12~14AWG
	AT62-203-12141-10	Nickel-plated	10~12AWG
	AT62-210-1231	Gold-plated	12~14AWG

Size	Stamped Pin P/N	Plating	Wire range
12#	AT60-12-0222	Nickel-plated	10-12AWG
	AT60-12-0244	Gold-plated	10-12AWG
	AT60-12-0166	Nickel-plated	12~14AWG
	AT60-12-0144	Gold-plated	12~14AWG

Size	Stamped Socket P/N	Plating	Wire range
12#	AT62-12-0222	Nickel-plated	10-12AWG
	AT62-12-0244	Gold-plated	10-12AWG
	AT62-12-0166	Nickel-plated	12~14AWG
	AT62-12-0144	Gold-plated	12~14AWG

ATP Series dust cap

Series	P/N	Pictures	Suitable products
Dust Cap	ATP06-2S-CAP		For ATP series 2 pos plug (ATP06-2S-XXXX), Gray
	ATP06-4S-CAP		For ATP series 4 pos plug (ATP06-4S-XXXX), Gray
	ATP06-6S-CAP		For ATP series 6 pos plug (ATP06-6S-XXXX), Gray
	ATP04-2P-CAP		For ATP series 2 pos receptacle (ATP04-2P-XXXX), Gray
	ATP04-4P-CAP		For ATP series 4 pos receptacle (ATP04-4P-XXXX), Gray
	ATP04-6P-CAP		For ATP series 6 pos receptacle (ATP04-6P-XXXX), Gray

Boots

Boots provide a professional looking finishing touch for AT/ATM/ATP series connectors. Made of durable plastic, these slip-on boots are not only aesthetically appealing, but also provide increased protection from dirt, paint overspray, and pressure washing. The plastic boots arerated from -29°C to +100°C and offer a slip-on design making installation quick and easy. (Suit for the standard connector which without any end cap)

P/N	Describe	Suitable products
AT2P-BT	Boot, AT, 2 way, receptacle	AT04-2P
AT3P-BT	Boot, AT, 3 way, receptacle	AT04-3P
AT4P-BT	Boot, AT, 4 way, receptacle	AT04-4P
AT6P-BT	Boot, AT, 6 way, receptacle	AT04-6P
AT8P-BT	Boot, AT, 8 way, receptacle	AT04-08P*
AT12P-BT	Boot, AT, 12 way, receptacle	AT04-12P*
AT2S-BT	Boot, AT, 2 way, plug	AT06-2S
AT3S-BT	Boot, AT, 3 way, plug	AT06-3S
AT4S-BT	Boot, AT, 4 way, plug	AT06-4S
AT6S-BT	Boot, AT, 6 way, plug	AT06-6S
AT8S-BT	Boot, AT, 8 way, plug	AT06-08S*
AT12S-BT	Boot, AT, 12 way, plug	AT06-12S*

P/N	Describe	Suitable products
ATM2P-BT	Boot, ATM, 2 way, receptacle	ATM04-2P
ATM3P-BT	Boot, ATM, 3 way, receptacle	ATM04-3P
ATM4P-BT	Boot, ATM, 4 way, receptacle	ATM04-4P
ATM6P-BT	Boot, ATM, 6 way, receptacle	ATM04-6P
ATM8P-BT	Boot, ATM, 8 way, receptacle	ATM04-08P*
ATM12P-BT	Boot, ATM, 12 way, receptacle	ATM04-12P*
ATM2S-BT	Boot, ATM, 2 way, plug	ATM06-2S
ATM3S-BT	Boot, ATM, 3 way, plug	ATM06-3S
ATM4S-BT	Boot, ATM, 4 way, plug	ATM06-4S
ATM6S-BT	Boot, ATM, 6 way, plug	ATM06-6S
ATM8S-BT	Boot, ATM, 8 way, plug	ATM06-08S*
ATM12S-BT	Boot, ATM, 12 way, plug	ATM06-12S*

P/N	Describe	Suitable products
ATP2P-BT	Boot, ATP, 2 way, receptacle	ATP04-2P
ATP2S-BT	Boot, ATP, 2 way, plug	ATP06-2S
ATP4P-BT	Boot, ATP, 4 way, receptacle	ATP04-4P
ATP4S-BT	Boot, ATP, 4 way, plug	ATP06-4S

Grey	Black	Yellow
AT*-BT	AT*-BT-BK	AT*-BT-YW
ATM*-BT	ATM*-BT-BK	ATM*-BT-YW
ATP*-BT	ATP*-BT-BK	ATP*-BT-YW

BACKSHELLS

AT and ATM series backshells are designed to snap onto and mate with all standard (basic plug and receptacles without modifications that affect the rear of the connector) AT and ATM series connectors. The rigid, durable backshells offer a high level of protection and allow convoluted tubing to nest within the rear of the backshell. Straight (180°) versions andbackshells with strain relief for jacketed cable are also available.

Backshell Part number	Connector part number	Conduit Size	Product picture
ATBS-243-0805	AT06-08S* AT06-08S*-RD01	NW8.5/NW10/NW13	
ATBS-043-1205	AT06-12S* AT06-12S*-RD01	NW13/NW17	
ATMBS-011-0605	ATM06-6S	NW10/NW13	
ATMBS-013-0805	ATM06-08S*	NW10/NW13	
ATMBS-015-1205	ATM06-12S*	NW13/NW17	
ATMBS-034-1205	ATM04-12P*	NW13/NW17	
ATPBS8-2-NC12	ATP06-2S-EC01/MM01 ATP04-2P-EC01/MM01	NC12/NW10	
ATP06-4S-NC12	ATP06-4S-EC01/MM01 ATP04-4P-EC01/MM01	NC12/NW10	

*=A,B,C,D

ARC series™ part number sequence

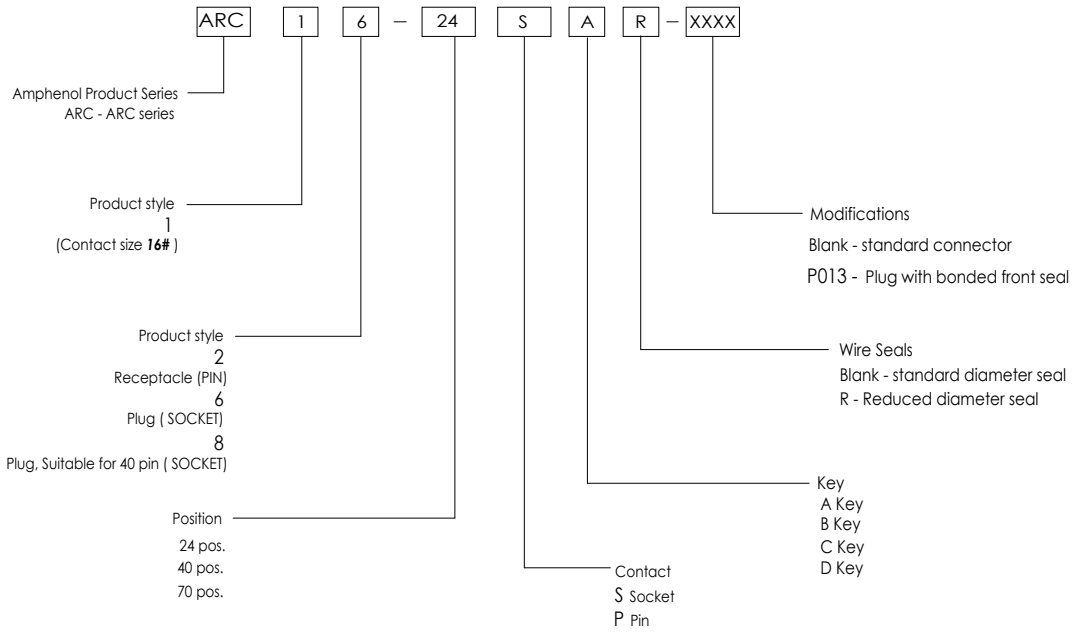

Performance for ARC Series

Temperature Range	Operative at temperatures from-55°C to +125°C. Continuous at rated current.
Immersion	IP67 & IP69K
Max. Current (Max. Wire Gauge)	Max. 13A
Rating Voltage	250V AC/DC according to IEC 500V AC/DC according to UL 1977
Contact Resistance	< 10 mΩ
Dielectric withstanding voltage	Current leakage less than 2 milliampere under 1500 V AC.
Minimum Mating Cycles	No electrical or mechanical defects after more than100 cycles of engagement and disengagement.
Insulation Resistance	1000 megohms minimum at 25°C.
Vibration	No unlocking or unmating and exhibits no mechanical or physical damage after sinusoidal vibration levels of 20G's at 10 to 2000 Hz in each of the three mutually perpendicular planes. No electrical discountinuities longer than 1 microsecond.
Thermal Cycle	No cracking, chipping or leaking after 20 times test cycles from -55°C to +125°C.
RoHS Compliant	Yes
Material	Housing and wedge: thermoplastic Seals: silicone elastomer Contact: copper alloy、nickel plated、gold plated

ARC series

24 Positions
24 size 16

40 Positions
40 size 16

70 Positions
70 size 16

The ARC series is a rectangular connector series that offers insert arrangements of 24 &40 & 70 cavities, accepts size 16 contact . This connector No wedge lock required, contacts are insert and removed the same as AHDP series, Plastic removal tooling AT11-310-1605 required for contact removal.

Receptacle P/N	Insulation O.D	Describe	Product picture
ARC12-24P*R	1.35~3.05mm	24 pos receptacle, flange mount, reduced diameter rear seal, housing.	
ARC12-24P*	2.54~3.40mm	24 pos receptacle, flange mount, standard diameter rear seal, housing.	
ARC12-40P*R	1.35~3.05mm	40 pos receptacle, flange mount, reduced diameter rear seal, housing.	
ARC12-40P*	2.54~3.40mm	40 pos receptacle, flange mount, standard diameter rear seal, housing.	
ARC12-70P*R	1.35~3.05mm	70 pos receptacle, flange mount, reduced diameter rear seal, housing	
ARC12-70P*	2.54~3.40mm	70 pos receptacle, flange mount, standard diameter rear seal, housing	

Plug P/N	Insulation O.D	Describe	Product picture
ARC16-24S*R-P013	1.35~3.05mm	24 pos plug, reduced diameter rear seal.	
ARC16-24S*-P013	2.54~3.40mm	24 pos plug, standard diameter rear seal.	
ARC18-40S*R-P013	1.35~3.05mm	40 pos plug, reduced diameter rear seal.	
ARC18-40S*-P013	2.54~3.40mm	40 pos plug, standard diameter rear seal.	
ARC16-70S*R-P013	1.35~3.05mm	70 pos plug, reduced diameter rear seal	
ARC16-70S*-P013	2.54~3.40mm	70 pos plug, standard diameter rear seal	

*Stands for the KEY A/B/C/D

Type	P/N	Describe	Product picture
Boots	ARC24-BT	24 pos boots, for ARC 24 pos plug or receptacle ,black .	
	ARC40-BT	40 pos boots, for ARC 40 pos plug or receptacle ,black .	
	ARC40-BT-RA	40 pos boots, for ARC 40 pos plug and receptacle , 90° bend, black.	
	ARC70-BT	70 pos boots, for ARC 70 pos plug or receptacle ,black .	
Gasket	ARC24-GKT	24 pos sponge gasket for ARC24 pos flange receptacle , buffering only, black	
	ARC40-GKT	40 pos sponge gasket for ARC40 pos flange receptacle , buffering only, black	
	ARC70-GKT	70 pos sponge gasket for ARC70 pos flange receptacle , buffering only, black	

ARB series™ part number sequence

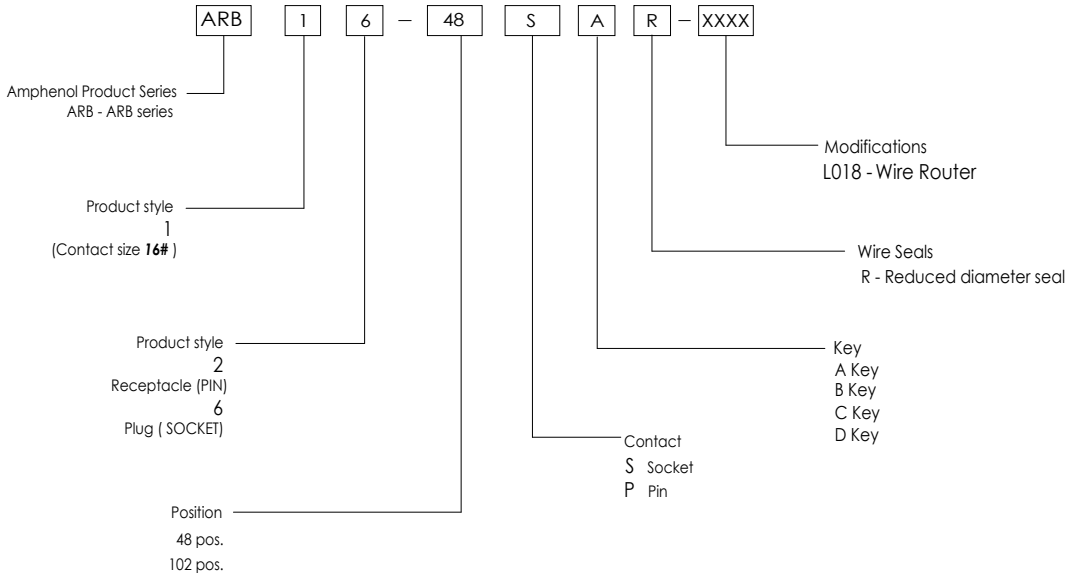

Performance for ARB Series

Temperature Range	Operative at temperatures from-55°C to +125°C. Continuous at rated current.
Immersion	IP67 & IP69K
Max. Current (Max. Wire Gauge)	Max. 13A
Rating Voltage	250V AC/DC according to IEC 500V AC/DC according to UL 1977
Contact Resistance	< 10 mΩ
Dielectric withstanding voltage	Current leakage less than 2 milliampere under 1500 V AC.
Minimum Mating Cycles	No electrical or mechanical defects after more than100 cycles of engagement and disengagement.
Insulation Resistance	1000 megohms minimum at 25°C.
Vibration	No unlocking or unmating and exhibits no mechanical or physical damage after sinusoidal vibration levels of 20G's at 10 to 2000 Hz in each of the three mutually perpendicular planes. No electrical discountinuities longer than 1 microsecond.
Thermal Cycle	No cracking, chipping or leaking after 20 times test cycles from -55°C to +125°C.
RoHS Compliant	Yes
Material	Housing and wedge: thermoplastic Seals: silicone elastomer Contact: copper alloy、nickel plated、gold plated

ARB series

The ARB series is a series of rectangular connectors currently available in 48/102 pos. The connector require a wedge lock. Terminals are inserted and removed in the same way as the AT series. Terminals are removed using ATRT-100.



48 Positions
12 size 12
12 size 16
24 size 20

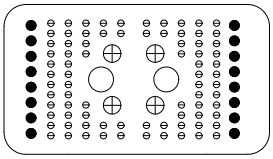

102 Positions
2 size 4
4 size 8
12 size 12
80 sine 16

Receptacle P/N	Insulation O.D	Describe	Product picture
ARB12-48P*R-L018	1.35~3.05mm	48 pos receptacle, flange mount, reduced diameter rear seal, housing.	
ARB12-102P*R-L018	1.35~3.05mm	102 pos receptacle, flange mount, reduced diameter rear seal, housing.	
AWB-48P*	/	48 pos receptacle,Wedge	
AWB-51P*L	/	102 pos receptacle, left Wedge	
AWB-51P*R	/	102 pos receptacle, right Wedge	

*Stands for the KEY A/B/C/D

ARB series

Plug P/N	Insulation O.D	Describe	Product picture
ARB16-48S*R-L018	1.35~3.05mm	48 pos plug, reduced diameter rear seal.	
ARB16-102S*R-L018	1.35~3.05mm	102 pos plug, reduced diameter rear seal.	
AWB-48S*	/	48 pos plug, Wedge	
AWB-51S*L	/	102 pos plug, left Wedge	
AWB-51S*R	/	102 pos receptacle, left Wedge	

Flange P/N	Insulation O.D	Describe	Product picture
ARBF-1*	/	Mounting flange for ARB 102P or 128P A,B,C,D Keys are all black	
ARBF-2 *	/	Mounting flange for ARB 48P or 60P A,B,C,D Keys are all black	

*Stands for the KEY A/B/C/D

AHD series™ connectors profile

•Amphenol Sine Systems AHD Series™ Connectors were developed in response to the overwhelming need for an economic alternative to today's existing diagnostic product options. Designed specifically as a cost-conscious, reliable alternative, intermateable to industry standard 6 and 9 pin connectors, the AHD Series™ is ideal for any situation where either controlled and/or uncontrolled environmental conditions exist. It has been acquired UL2441. The file is E322585.

•Amphenol Sine Systems AHD Series™ Connectors offer both a smooth, non-sealing option for controlled applications, as well as an environmentally-sealed, threaded option for more demanding applications. The same applies for our DiagnosticGrade™ Cable Assemblies in that we provide both options for our customers.

Feature	Advantage
Integrated alighment keys	Tactile verification for blind mating
Strong thermoplastic housing	Extended service life
Operating temperature range: -55°C ~ +125°C	Wide range compatibility
Economically feasible	Low overall cost
RoHS compliant	Environmentally friendly

Product Material	
Housing	Thermoplastic
Seal	Silicone Elastomer
Contact	Copper Alloy/Gold plated

Performance Criteria

Current rating	**DiagnosticGrade™ / Military Style:** #12 contact reaches to 25 amps max. current; #16 contact reaches to 13 amps max. current.
Shock	**Military Style:** No locking, unmating or other unsatisfactory result after 50 g's in each of three mutually perpendicular planes.
Dielectrical strength	**DiagnosticGrade™ / Military Style:** 1500 volts minimum
Vibration	**Military Style:** Maintains continuity and exhibits no mechanical or physical damage after vibration. (20 g's at 10-2000 Hz)
Rating Voltage	250V AC/DC according to IEC 500V AC/DC according to UL 1977
Temperature	**DiagnosticGrade™ / Military Style:** Operating temperature range: -55°C TO +125°C at rated current.
Insulation resistance	**DiagnosticGrade™ / Military Style:** 1000 megohms minimum at 25°C.
Durability	**DiagnosticGrade™ / Military Style:** No electric or mechanical defects after 100 cycles of engagement and disengagement.
Corrosion resistance	**DiagnosticGrade™ / Military Style:** Connectors show no evidence of corrosion after exposure to 48 hours of salt spray per MIL-STD 1344 method 1001.

AHD series™ part number sequence

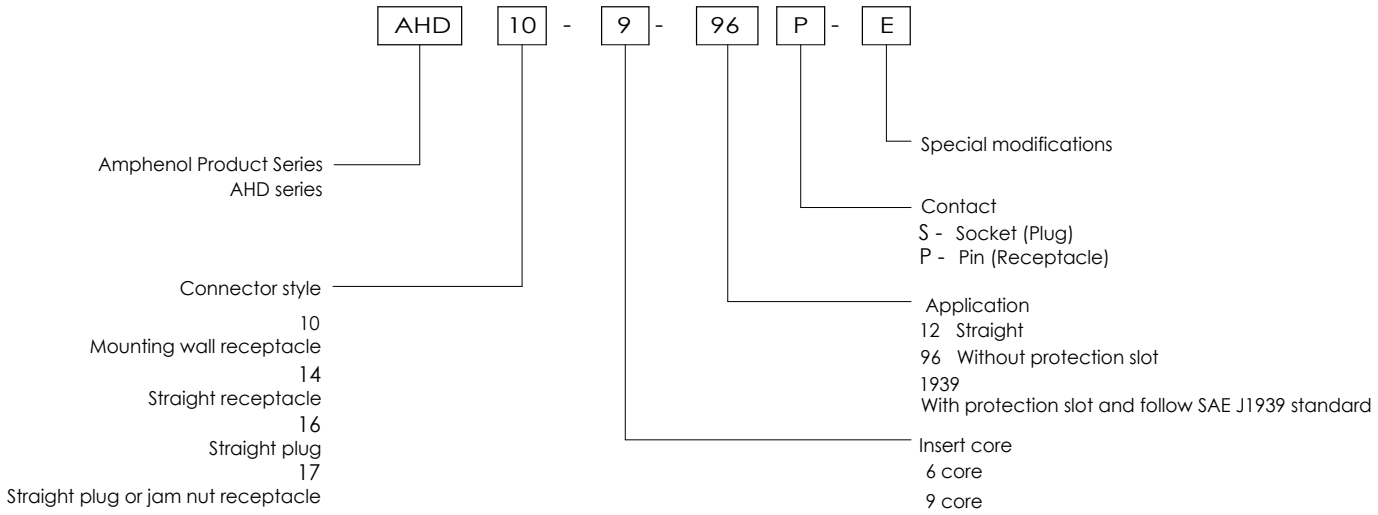

AHD series™ receptacles

Receptacle P/N	Wire range	Insulation O.D	Product picture	Face view
AHD10-6-12P-L	12~14 AWG	3.40~4.30mm		
AHD10-9-96P	14~20 AWG	2.54~3.81mm		
AHD10-9-96PE	14~20 AWG	1.35~3.05mm		
AHD10-9-1939P	14~20 AWG	2.54~3.81mm		
AHD10-9-1939PE	14~20 AWG	1.35~3.05mm		
AHD10-9-1939PNR	14~20 AWG	N/A		
AHD10-9-1939P80	14~20 AWG	2.54~3.81mm		
AHD10-9-1939P8R	14~20 AWG	1.35~3.05mm		
AHD10-9-1939P-P080	14~20 AWG	2.54~3.81mm		
AHD10-9-1939PR-P080	14~20 AWG	1.35~3.05mm		
AHD14-9-96P	14~20 AWG	2.54~3.81mm		
AHD14-9-96PE	14~20 AWG	1.35~3.05mm		
AHD14-9-1939P	14~20 AWG	2.54~3.81mm		
AHD14-9-1939PE	14~20 AWG	1.35~3.05mm		
AHD17-9-1939PE	14~20 AWG	1.35~3.05mm		
AHD17-9-1939PES	14~20 AWG	2.54~3.81mm		
AHD17-9-1939PES80	14~20 AWG	2.54~3.81mm		
AHD10-9-1939P-B022	14~20 AWG	2.54~3.81mm		
AHD10-9-1939PR-B022	14~20 AWG	1.35~3.05mm		
AHD10-9-96P-B025	14~20 AWG	2.54~3.81mm		
AHD10-9-96PR-B025	14~20 AWG	1.35~3.05mm		
AHD10-9-1939P-BP80	14~20 AWG	2.54~3.81mm		
AHD10-9-1939PR-BP80	14~20 AWG	1.35~3.05mm		

Suitable Contact



Suitable series	Size	Pin P/N	Plating	Wire range
AHD (9 pos)	16#	AT60-14-0122	Nickel-plated	14~16AWG
		AT60-14-0144	Gold-plated	14~16AWG
		AT60-16-0122	Nickel-plated	16~18AWG
		AT60-16-0144	Gold-plated	16~18AWG
		AT60-16-0622	Nickel-plated	18~20AWG
		AT60-16-0644	Gold-plated	18~20AWG
		AT60-16-0822	Nickel-plated	20~22AWG
		AT60-16-0322	Nickel-plated	20~22AWG
		AT60-16-0844	Gold-plated	20~22AWG
AHD (6 pos)	12#	AT60-12-0222	Nickel-plated	10-12AWG
		AT60-12-0244	Gold-plated	10-12AWG
		AT60-12-0166	Nickel-plated	12~14AWG
		AT60-12-0144	Gold-plated	12~14AWG

Suitable series	Size	Pin P/N	Plating	Wire range
AHD (9 pos)	16#	AT60-202-1631	Gold-plated	16~20AWG
		AT60-202-16141	Nickel-plated	16~20AWG
		AT60-215-1631	Gold-plated	14AWG
		AT60-21516141US	Nickel-plated	14AWG
		AT60-202-1631-20	Gold-plated	18~20AWG
		AT60-202-16141-22	Nickel-plated	22~24AWG
AHD (6 pos)	12#	AT60-220-1231	Gold-plated	12~14AWG
		AT60-20412141US	Nickel-plated	12~14AWG
		AT60-220-1231-1618	Gold-plated	16~18AWG

AHD series™ plugs

Plug P/N	Wire range	Insulation O.D	Product picture	Face view
AHD16-6-12S	12~14 AWG	3.40~4.30mm		
AHD16-6-12SB010	12~14 AWG	3.40~4.30mm		
AHD16-9-96S	14~20 AWG	2.54~3.81mm		
AHD16-9-96SE	14~20 AWG	1.35~3.05mm		
AHD16-9-1939S	14~20 AWG	2.54~3.81mm		
AHD16-9-1939SE	14~20 AWG	1.35~3.05mm		
AHD16-9-1939S80	14~20 AWG	2.54~3.81mm		
AHD16-9-1939S8R	14~20 AWG	1.35~3.05mm		
AHD17-9-1939S	14~20 AWG	2.54~3.81mm		
AHD17-9-1939SE	14~20 AWG	1.35~3.05mm		

Suitable Contact

Suitable series	Size	Socket P/N	Plating	Wire range
AHD (9 pos)	16#	AT62-14-0122	Nickel-plated	14~16AWG
		AT62-14-0144	Gold-plated	14~16AWG
		AT62-16-0122	Nickel-plated	16~18AWG
		AT62-16-0144	Gold-plated	16~18AWG
		AT62-16-0622	Nickel-plated	18~20AWG
		AT62-16-0644	Gold-plated	18~20AWG
		AT62-16-0822	Nickel-plated	20~22AWG
		AT62-16-0844	Gold-plated	20~22AWG
AHD (6 pos)	12#	AT62-12-0222	Nickel-plated	10-12AWG
		AT62-12-0244	Gold-plated	10-12AWG
		AT62-12-0166	Nickel-plated	12~14AWG
		AT62-12-0144	Gold-plated	12~14AWG

Suitable series	Size	Socket P/N	Plating	Wire range
AHD (9 pos)	16#	AT62-2011631US	Gold-plated	16~20AWG
		AT62-20116141US	Nickel-plated	16~20AWG
		AT62-209-1631	Gold-plated	14AWG
		AT62-20916141US	Nickel-plated	14AWG
		AT62-201-1631-20	Gold-plated	18~20AWG
		AT62-201-16141-22	Nickel-plated	22~24AWG
AHD (6 pos)	12#	AT62-210-1231	Gold-plated	12~14AWG
		AT62-20312141US	Nickel-plated	12~14AWG
		AT62-210-1231-1618	Gold-plated	16~18AWG

AHD Optional accessories

Series	P/N	Pictures	Suitable products
Nut	AHD17-PN01		Nut. For AHD17-9-1939PE & AHD17-9-1939PES
	AHD17-PN01-GRN		Nut. For AHD17-9-1939PES80
	AHDP18-PN01		Nut. For AHD10-9-1939Px-B022/BP80
Extraction tool	AT11-310-1605		For AHD & AHDP series which use 16# contacts
	AT11-337-1205		For AHD & AHDP series which use 12# contacts
Tail accessory	AHD-06SR		Cable back shell, OD range 14.5-18.0mm, For AHD series 6pos.
	AHD-09SR		Cable back shell, OD range 14.5-18.0mm, For AHD series 9pos.
	AHD18-006		Strain relief, For AHD series 6pos
	AHD18-009		Strain relief, For AHD series 9pos
Dust cap	AHDC169-T		For AHD series - 9 Pos receptacle, grey
	AHDC169-T-BLK		For AHD series - 9 Pos receptacle, black
	AHDC169-TM		For AHD series - 9 Pos receptacle, grey
	AHDC169-TMBLK		For AHD series - 9 Pos receptacle, black
	AHDC16-6		For AHD series - 6 Pos receptacle, grey
	AHDC-16-9		For AHD series - 9 Pos receptacle, grey
	AHDC-16-9-BLK		For AHD series - 9 Pos receptacle, black

DURA|MATE™ AHDP connectors profile

- Amphenol AHDP Circular Connectors feature aggressive grip construction which can withstand high vibration to meet the SAE J2030 standard.
- Multi pin, circular connectors. The offering includes 22 terminal configurations with or without backshells.
- Bulkhead mounting or In-Line.
- Quick connect, Quick disconnect bayonet coupling.
- Multiple AWG's 4 AWG to 20 AWG for power and signal circuits.
- Thermoplastic for the shell.
- Silicone wire seals available in Reduced Diameter and Normal.
- Serviceable with removal tool.
- Interchangeable with Deutsch HDP20 Series.
- Reverse and standard arrangements.

Performance for AHDP Series

Temperature	Operating at temperatures -55°C to +125°C
Durability	No electrical or mechanical defects after 100 cycles of engagement and disengagement.
Vibration	No unlocking or unmating and exhibits no mechanical or physical damage after sinusoidal vibration levels of 20 G's at 10 to 2000 Hz in each of the three mutually perpendicular planes. No electrical discontinuities longer than 1 microsecond.
Insulation Resistance	1000 megohms minimum at 25°C.
Immersion	IP67 & IP69K
Rating Voltage	250 V AC/DC, except 24-29, 24-31, 24-47 arrangements are 200 V AC/DC according to UL1977.
Moisture Resistance	Properly wired and mated connections will withstand immersion under three feet of water without loss of electronic qualities or leakage.
Dielectric Withstanding Voltage	Current leakage less than 2 milliamps at 1500 volts AC.
Thermal Cycle	No cracking, chipping or leaking after 20 test cycles from -55°C to +125°C

DURA|MATE™ AHDP part number sequence

AHDP 06 - 24 - 19 S N - XXX

Amphenol Product Series
AHDP series

Connector style
04
Receptacle
06
Plug

Shell size
18 - shell size 18
24 - shell size 24

Insert (P61)
Shell size 18 - 6, 8, 14, 20, 21 position
Shell size 24 - 7, 9, 14,16,18,19,21,23,27,29,31,35,47,91 position

Contact
S - Socket
P - Pin

N Standard wire seal
T Thin wire seal
R Reduced wire seal

WTA - Wide thread
SRA - Smooth ring adapter
BRA - Backshell ring adapter
STA - Small threaded adapter

DURA|MATE™ AHDP arrangement

#4 #8 #12 #16 #20
#3.6mm

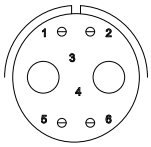

N

18-06
2 SIZE 4 &
4 SIZE 16

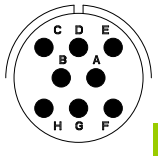

N R

18-08
8 SIZE 12

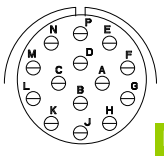

N R

18-14
14 SIZE 16

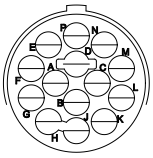

N R

18-C041
14 SIZE 16

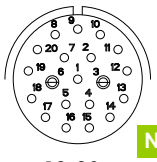

N R

18-20
2 SIZE 16
18 SIZE 20

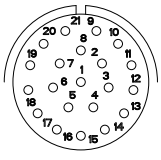

N

18-21
21 SIZE 20

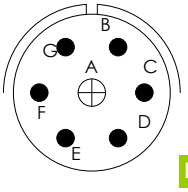

N

24-07
1 SIZE 3.6mm
6 SIZE 12

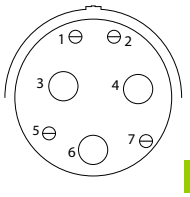

N

24-07CL22
3 SIZE 4
4 SIZE 16

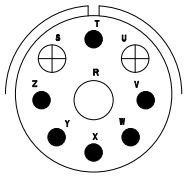

R

24-09
1 SIZE 4
2 SIZE 8
6 SIZE 12

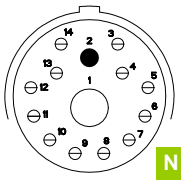

N R

24-14
1 SIZE 4
1 SIZE 12
14 SIZE 16

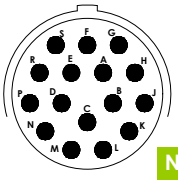

N R

24-16
16 SIZE 12

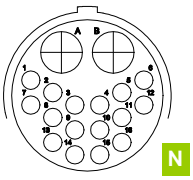

N

24-18CL82
16 SIZE 20
2 SIZE 8

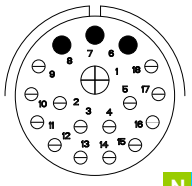

N R

24-18
1 SIZE 8
3 SIZE 12
14 SIZE 16

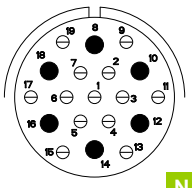

N R

24-19
6 SIZE 12
13 SIZE 16

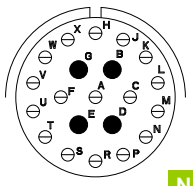

N R

24-21
4 SIZE 12
17 SIZE 16

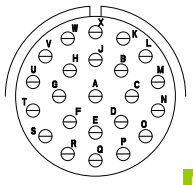

N R T

24-23
23 SIZE 16

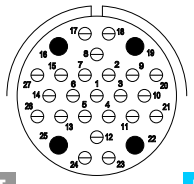

R

24-27
4 SIZE 12
23 SIZE 16

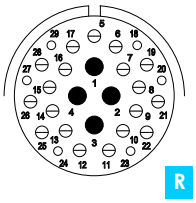

R

24-29
4 SIZE 12
19 SIZE 16
6 SIZE 20

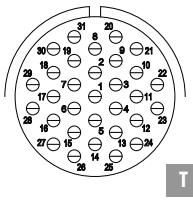

T R

24-31
31 SIZE 16

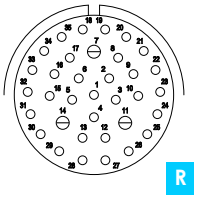

R

24-35
3 SIZE 16
32 SIZE 20

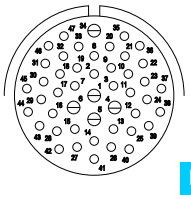

R

24-47
5 SIZE 16
42 SIZE 20

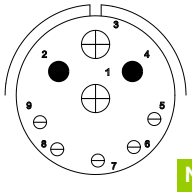

N R

24-91
2 SIZE 8
2 SIZE 12
5 SIZE 16

AHDP series™ Insulation O.D

Contact Size	Typical wire range	Recommended wire overall insulation O.D			
		N type	T type	R type	Reduced Seal Modified *
20#	16-22 AWG (1.5-0.35mm²)	1.02mm(.040")-2.41mm(.095")	-	1.02mm(.040")-2.41mm(.095")	1.02mm(.040")-2.10mm(.083")
16#	14-20 AWG (2.0-0.5mm²)	2.54mm(.100")-3.40mm(.134")	2.23mm(.088")-2.69mm(.106")	1.35mm(.053")-3.05mm(.120")	1.35mm(.053")-2.62mm(.103")
12#	10-14 AWG (6.0-2.0mm²)	3.43mm(.135")-4.32mm(.170")	-	2.46mm(.097")-4.01mm(.158")	2.46mm(.097")-4.01mm(.158")
8#/3.6mm	8-10 AWG (10.0-5.0mm²)	4.83mm(.190")-6.10mm(.240")	-	3.43mm(.135")-5.59mm(.220")	-
4#	6 AWG (16.0-13.0mm²)	6.63mm(.261")-7.41mm(.292")	-	6.63mm(.261")-7.41mm(.292")	-
4⁺#	4 AWG (25.0-21.0mm²)	7.9mm(.311")-10.67mm(.420")	-	-	-

* arrangements 24-27,24-29,24-31 and 24-47 are only available the modified seals, 4⁺ contact is only available for 24-07CL22.

DURA|MATE™ AHDP

Examples for receptacles and plugs (19pin&31pin)

Plug P/N	Product picture	Note
AHDP06-24-19SN-WTA		N Type Contact: Socket
AHDP06-24-19PN-WTA		N Type Contact: Pin
AHDP06-24-19SR-WTA		R Type Contact: Socket
AHDP06-24-19PR-WTA		R Type Contact: Pin
AHDP06-24-31ST-WTA		T Type Contact: Socket
AHDP06-24-31PT-WTA		T Type Contact: Pin
AHDP06-24-31SR-WTA		R Type Contact: Socket
AHDP06-24-31PR-WTA		R Type Contact: Pin

Receptacle P/N	Product picture	Note
AHDP04-24-19PN-WTA		N Type Contact: Pin
AHDP04-24-19SN-WTA		N Type Contact: Socket
AHDP04-24-19PR-WTA		R Type Contact: Pin
AHDP04-24-19SR-WTA		R Type Contact: Socket
AHDP04-24-31PT-WTA		T Type Contact: Pin
AHDP04-24-31ST-WTA		T Type Contact: Socket
AHDP04-24-31PR-WTA		R Type Contact: Pin
AHDP04-24-31SR-WTA		R Type Contact: Socket

DURA|MATE™ AHDP

AHDP series provide 3 kinds of ring adapter, There were -SRA smooth ring adapter, -WTA wide thread adapter, -BRA suitable for conduit back shell and overmold adapter, -STA Small threaded adapter. -WTA can provide wire tie, cable fixe, sealing cable, conduit back shell; -BRA can provide conduit back shell and overmold.

-SRA

-WTA

-BRA

-STA

AHDP Receptacle Mounting

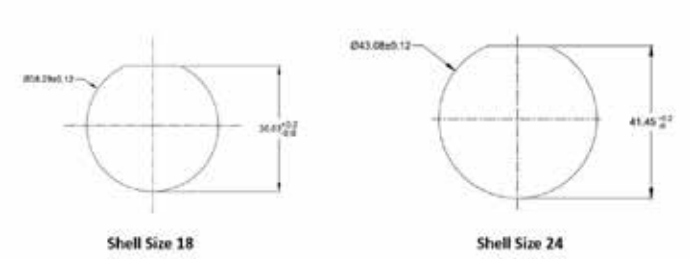

Shell Size	Nut	Lockwasher	Gasket	Mounting Torque
18	AHDP18-PN01	AT14-002-1886	AHDP-16-04978	5.1~6.1N.M
24	AHDP24-PN01	AT14-001-2486	AHDP-16-04477	7.4~8.4N.M



DURA|MATE™ AHDP Contacts

Stamped & Formed Contacts

Suitable series	Size	Pin P/N	Socket P/N	Plating	Wire range
AHDP (18, 20, 21, 29, 35, 47 pos)	20# 7.5A	AT60-20-0122	AT62-20-0122	Nickel-plated	16~22AWG
		AT60-20-0144	AT62-20-0144	Gold-plated	16~22AWG
		AT60-20-0222	AT62-20-0222	Nickel-plated	16~22AWG
		AT60-20-0244	AT62-20-0244	Gold-plated	16~22AWG
		AT60-20-0422	AT62-20-0422	Nickel-plated	20~22AWG
		AT60-20-0444	AT62-20-0444	Gold-plated	20~22AWG
AHDP (6, 14, 18, 19, 20, 21, 23, 27, 29, 31, 35, 47, 91 pos)	16# 13A	AT60-14-0122	AT62-14-0122	Nickel-plated	14~16AWG
		AT60-14-0144	AT62-14-0144	Gold-plated	14~16AWG
		AT60-16-0122	AT62-16-0122	Nickel-plated	16~18AWG
		AT60-16-0144	AT62-16-0144	Gold-plated	16~18AWG
		AT60-16-0622	AT62-16-0622	Nickel-plated	18~20AWG
		AT60-16-0644	AT62-16-0644	Gold-plated	18~20AWG
		AT60-16-0822	AT62-16-0822	Nickel-plated	20~22AWG
		AT60-16-0844	AT62-16-0844	Gold-plated	20~22AWG
AHDP (7, 8, 9, 14, 16, 18, 19, 21, 27, 29, 91 pos)	12# 25A	AT60-12-0222	AT62-12-0222	Nickel-plated	10-12AWG
		AT60-12-0244	AT62-12-0244	Gold-plated	10-12AWG
		AT60-12-0166	AT62-12-0166	Nickel-plated	12~14AWG
		AT60-12-0144	AT62-12-0144	Gold-plated	12~14AWG

Machined Contacts

Suitable series	Size	Pin P/N	Socket P/N	Plating	Wire range
AHDP (18, 20, 21, 29, 35, 47 pos pos)	20# 7.5A	AT60-202-2031	AT62-201-2031	Gold-plated	20AWG
		AT60-20220141US	AT62-20120141US	Nickel-plated	20AWG
		AT60-010-2031	AT62-005-2031	Gold-plated	16~18AWG
		AT60-010-20141	AT62-005-20141	Nickel-plated	16~18AWG
AHDP (6, 14, 18, 19, 20, 21, 23, 27, 29, 31, 35, 47, 91 pos)	16# 13A	AT60-202-1631	AT62-201-1631	Gold-plated	16~20AWG
		AT60-202-16141	AT62-20116141US	Nickel-plated	16~20AWG
		AT60-215-1631	AT62-209-1631	Gold-plated	14AWG
		AT60-21516141US	AT62-20916141US	Nickel-plated	14AWG
		AT60-202-1631-20	AT62-201-1631-20	Gold-plated	18~20AWG
		AT60-202-16141-22	AT62-201-16141-22	Nickel-plated	22~24AWG
AHDP (7, 8, 9, 14, 16, 18, 19, 21, 27, 29, 91 pos)	12# 25A	AT60-220-1231	AT62-210-1231	Gold-plated	12~14AWG
		AT60-20412141US	AT62-20312141US	Nickel-plated	12~14AWG
		AT60-220-1231-1618	AT62-210-1231-1618	Gold-plated	16~18AWG
AHDP (7 pos only)	3.6mm 70A	SC000345	SC000346	Silver-plated	7~10AWG
AHDP (7 pos CL22 only)	4# 100A	AT60-203-04141-4	AT62-203-04141-4	Nickel-plated	4AWG
AHDP (9,18, 91 pos)	8# 60A	AT60-204-08141	AT62-203-08141	Nickel-plated	8~10AWG
AHDP (6, 9, 14 pos)	4# 100A	AT60-204-0490	AT62-203-04141	Nickel-plated	6AWG

AHDP Optional accessories

Series	P/N	Pictures	Suitable products
Nut	AHDP18-PN01		Nut. For AHDP series Receptacle, Size 18. AHD10-9-1939Px-B022/BP80.
	AHDP24-PN01		Nut. For AHDP series Receptacle, Size 24.
Metal lock	AT14-002-1886		Metal lock. For AHDP series Receptacle
	AT14-001-2486		Metal lock. For AHDP series Receptacle
Gasket	AHDP-16-04978		Gasket. For AHDP series Receptacle,SIZE 18.
	AHDP-16-04477		Gasket. For AHDP series Receptacle,SIZE 24.
Insertion tool	ATIS16		Auxiliary terminal tool for 16#, using blue side.
	ATIS20		Auxiliary terminal tool for 20#, using red side.
Extraction tool	AT11-310-1605		For AHD & AHDP series which use 16# contacts
	AT11-337-1205		For AHDP & AHD series which use 12# contacts
	AT11-240-2005		For AHDP series which use 20# contacts
	AT11-001-3.6M		For 7 pos of AHDP series which use 3.6mm contacts
	AT11-027-0405		For AHDP series which use size 4 contacts/ 4AWG wire
	AT114008		For AHDP series which use size 8 contacts/ 8-10AWG wire
	AT114009		For AHDP series which use size 4 contacts/ 6AWG wire
Dust cap	AHDC06-18		For AHDP size 18 receptacle.
	AHDC06-24		For AHDP size 24 receptacle.
	AHDC04-18		For AHDP size 18 plug.
	AHDC04-24		For AHDP size 24 plug.
	AHDC04-24-PM		For AHDP size 24 plug.

AHDP Optional accessories

Series	P/N	Pictures	Suitable products
Tail accessory	AHDPBS-015-1805 Suitable for WTA end cap		Right angle back shell for AHDP18 N.W.13/17/19 tube.
	AHDPBS-016-1805 Suitable for WTA end cap		Straight back shell for AHDP18 N.W.13/17/19 tube.
	AHDPBS-15L017-1805 Suitable for BRA end cap		Right angle back shell for AHDP18 N.W.13/17/19 tube.
	AHDPBS-16L017-1805 Suitable for BRA end cap		Straight back shell for AHDP18 N.W.13/17/19 tube.
	AHDPBS-010-2405 Suitable for WTA end cap		Straight back shell for AHDP24 N.W.17/19/26 tube.
	AHDPBS-011-2405 Suitable for WTA end cap		Right angle back shell for AHDP24 N.W.17/19/26 tube.
	AHDPBS-10L017-2405 Suitable for BRA end cap		Straight back shell for AHDP24 N.W.17/19/26 tube.
	AHDPBS-11L017-2405 Suitable for BRA end cap		Right angle back shell for AHDP24 N.W.17/19/26 tube.
	AHDPBS-18-001 Suitable for WTA end cap		Wire back shell. For AHDP size 18.
	AHDPBS-18-002 Suitable for WTA end cap		Cable back shell, OD range 14.5-18.0mm. For AHDP size 18.
	AHDPBS-0406-001 Suitable for WTA end cap		Wire back shell. For AHDP size 24.
	AHDPBS-0406-002 Suitable for WTA end cap		Cable back shell, OD range 14.5-18.0mm. For AHDP size 24.
	AHDPBS-0406-003 Suitable for WTA end cap		Cable back shell, OD range 20.5-24.2mm. For AHDP size 24.
	AHDPBS-0406-SM01 Suitable for WTA end cap		Cable waterproof back shell, OD range 14-18mm. For AHDP size 24.
	AHDPBS-18-SM01 Suitable for WTA end cap		Cable waterproof back shell, OD range 13~16mm, For AHDP size 18
	AHDPSCC-24		For AHDP size 24 receptacle connectors.

DURA|MATE™ AHDM connectors profile

- Amphenol AHDM Circular Connectors feature aggressive grip construction

which can withstand high vibration to meet the SAE J2030 standard.

- Multi pin, circular connectors. The offering includes 22 terminal configurations

with or without backshells.

- Bulkhead mounting or In-Line.
- Quick connect, Quick disconnect bayonet coupling.
- Multiple AWG's 4 AWG to 20 AWG for power and signal circuits.
- aluminum & Zinc Alloy housing
- Silicone wire seals available in Reduced Diameter and Normal.
- Serviceable with removal tool.
- Interchangeable with Deutsch HD30 Series.
- Reverse and standard arrangements.

Performance for AHDM Series

Temperature	Operating at temperatures -55°C to +125°C
Durability	No electrical or mechanical defects after 100 cycles of engagement and disengagement.
Vibration	No unlocking or unmating and exhibits no mechanical or physical damage after sinusoidal vibration levels of 20 G's at 10 to 2000 Hz in each of the three mutually perpendicular planes. No electrical discontinuities longer than 1 microsecond.
Insulation Resistance	1000 megohms minimum at 25°C.
Immersion	IP67 & IP69K
Rating Voltage	250 V AC/DC, except 24-29, 24-31, 24-47 arrangements are 200 V AC/DC according to UL1977
Moisture Resistance	Properly wired and mated connections will withstand immersion under three feet of water without loss of electronic qualities or leakage.
Dielectric Withstanding Voltage	Current leakage less than 2 milliamps at 1500 volts AC.
Thermal Cycle	No cracking, chipping or leaking after 20 test cycles from -55°C to +125°C

DURA|MATE™ AHDM part number sequence

AHDM 06 - 24 - 19 S N

Amphenol Product Series
AHDM series

Connector style
04
Receptacle
07
Jam nut receptacle
06
Plug

Shell size
18 - shell size 18
24 - shell size 24

N Standard wire seal
T Thin wire seal
R Reduced wire seal

Contact
S - Socket
P - Pin

Insert (P69)
Shell size 18 - 6, 8, 14, 20, 21 position
Shell size 24 - 7, 9, 14,16, 18, 19, 21, 23, 27, 29, 31, 35, 47, 91 position

DURA|MATE™ AHDM arrangement

#4 #8 #12 #16 #20
#3.6mm

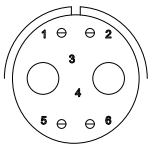

N

18-06
2 SIZE 4 &
4 SIZE 16

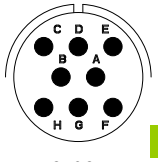

N R

18-08
8 SIZE 12

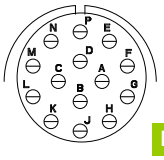

N R

18-14
14 SIZE 16

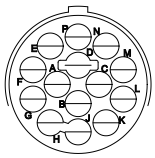

N R

18-C041
14 SIZE 16

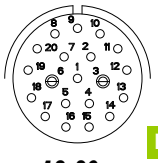

N R

18-20
2 SIZE 16
18 SIZE 20

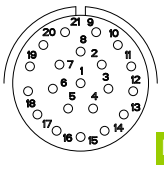

N

18-21
21 SIZE 20

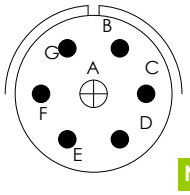

N

24-07
1 SIZE 3.6mm
6 SIZE 12

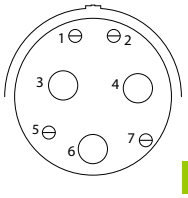

N

24-07CL22
3 SIZE 4
4 SIZE 16

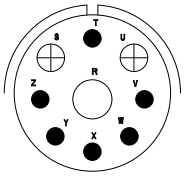

R

24-09
1 SIZE 4
2 SIZE 8
6 SIZE 12

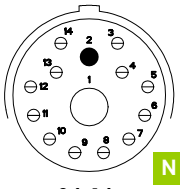

N R

24-14
1 SIZE 4
1 SIZE 12
14 SIZE 16

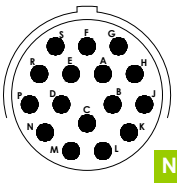

N R

24-16
16 SIZE 12

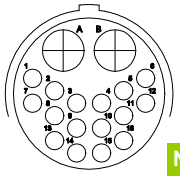

N

24-18CL82
16 SIZE 20
2 SIZE 8

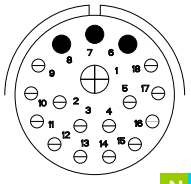

N R

24-18
1 SIZE 8
3 SIZE 12
14 SIZE 16

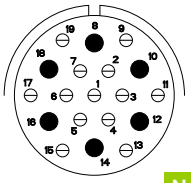

N R

24-19
6 SIZE 12
13 SIZE 16

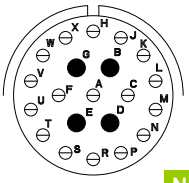

N R

24-21
4 SIZE 12
17 SIZE 16

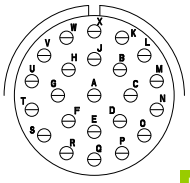

N R T

24-23
23 SIZE 16

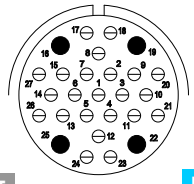

R

24-27
4 SIZE 12
23 SIZE 16

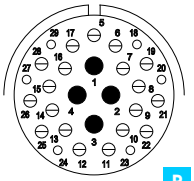

R

24-29
4 SIZE 12
19 SIZE 16
6 SIZE 20

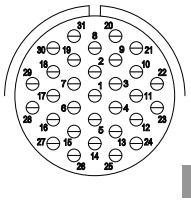

T R

24-31
31 SIZE 16

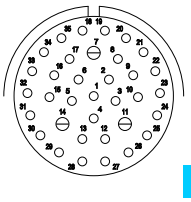

R

24-35
3 SIZE 16
32 SIZE 20

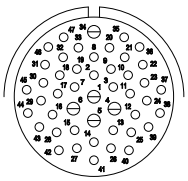

R

24-47
5 SIZE 16
42 SIZE 20

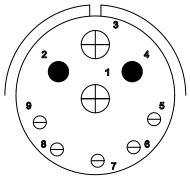

N R

24-91
2 SIZE 8
2 SIZE 12
5 SIZE 16

AHDM series™ Insulation O.D

Contact Size	Typical wire range	Recommended wire overall insulation O.D			
		N type	T type	R type	Reduced Seal Modified *
20#	16-22 AWG (1.5-0.35mm²)	1.02mm(.040")-2.41mm(.095")	-	1.02mm(.040")-2.41mm(.095")	1.02mm(.040")-2.10mm(.083")
16#	14-20 AWG (2.0-0.5mm²)	2.54mm(.100")-3.40mm(.134")	2.23mm(.088")-2.69mm(.106")	1.35mm(.053")-3.05mm(.120")	1.35mm(.053")-2.62mm(.103")
12#	10-14 AWG (6.0-2.0mm²)	3.43mm(.135")-4.32mm(.170")	-	2.46mm(.097")-4.01mm(.158")	2.46mm(.097")-4.01mm(.158")
8#/3.6mm	8-10 AWG (10.0-5.0mm²)	4.83mm(.190")-6.10mm(.240")	-	3.43mm(.135")-5.59mm(.220")	-
4#	6 AWG (16.0-13.0mm²)	6.63mm(.261")-7.41mm(.292")	-	6.63mm(.261")-7.41mm(.292")	-
4⁺#	4 AWG (25.0-21.0mm²)	7.9mm(.311")-10.67mm(.420")	-	-	-

* arrangements 24-27,24-29,24-31 and 24-47 are only available the modified seals, 4⁺ contact is only available for 24-07CL22 .

Plug P/N	Product picture	Receptacle P/N	Product picture	Seal Type/ Adaptor Color
AHDM06-18-06SN		AHDM04-18-06PN		
AHDM06-18-06SN-C030		AHDM04-18-06PN-C030		
AHDM06-18-08SN		AHDM04-18-08PN		
AHDM06-18-08SR		AHDM04-18-08PR		
AHDM06-18-08PN		AHDM04-18-08SN		
AHDM06-18-08PR		AHDM04-18-08SR		
AHDM06-18-14SN		AHDM04-18-14PN		
AHDM06-18-14SR		AHDM04-18-14PR		
AHDM06-18-14PN		AHDM04-18-14SN		
AHDM06-18-14PR		AHDM04-18-14SR		
AHDM06-18-20SN		AHDM04-18-20PN		
AHDM06-18-20SR		AHDM04-18-20PR		
AHDM06-18-20PN		AHDM04-18-20SN		
AHDM06-18-20PR		AHDM04-18-20SR		
AHDM06-18-21SN		AHDM04-18-21PN		
AHDM06-18-21PN		AHDM04-18-21SN		

AHDM Receptacle Mounting

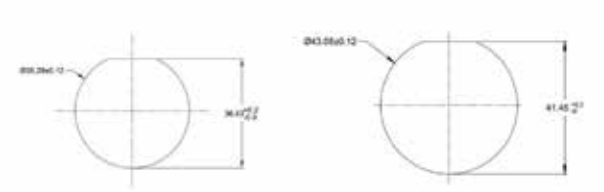

Shell Size 18 Shell Size 24

Shell Size	Nut	Lockwasher	Gasket	Mounting Torque
18	A114020-90	A114021	AHDP-16-04978	20~22N.M
24	A112263-90	A112264	AHDP-16-04477	26~29N.M



Plug P/N	Product picture	Receptacle P/N	Product picture	Seal Type/ Adaptor Color
AHDM06-24-07SN		AHDM04-24-07PN		
AHDM06-24-07PN		AHDM04-24-07SN		
AHDM06-24-07SN-CL22		AHDM04-24-07PN-CL22		
AHDM06-24-07PN-CL22		AHDM04-24-07SN-CL22		
AHDM06-24-09SR		AHDM04-24-09PR		
AHDM06-24-09PR		AHDM04-24-09SR		
AHDM06-24-16SN		AHDM04-24-16PN		
AHDM06-24-16SR		AHDM04-24-16PR		
AHDM06-24-16PN		AHDM04-24-16SN		
AHDM06-24-16PR		AHDM04-24-16SR		
AHDM06-24-18SN		AHDM04-24-18PN		
AHDM06-24-18SR		AHDM04-24-18PR		
AHDM06-24-18PN		AHDM04-24-18SN		
AHDM06-24-18PR		AHDM04-24-18SR		
AHDM06-24-19SN		AHDM04-24-19PN		
AHDM06-24-19SR		AHDM04-24-19PR		
AHDM06-24-19PN		AHDM04-24-19SN		
AHDM06-24-19PR		AHDM04-24-19SR		
AHDM06-24-21SN		AHDM04-24-21PN		
AHDM06-24-21SR		AHDM04-24-21PR		
AHDPM06-24-21PN		AHDM04-24-21SN		
AHDM06-24-21PR		AHDM04-24-21SR		
AHDM06-24-91SR		AHDM04-24-91PR		
AHDM06-24-91SR16		AHDM04-24-91PR16		
AHDM06-24-91SN		AHDM04-24-91PN		

DURA|MATE AHDM receptacles and plugs

Plug P/N	Product picture	Receptacle P/N	Product picture	Seal Type/ Adaptor Color
AHDM06-24-23SN		AHDM04-24-23PN		
AHDM06-24-23SR		AHDM04-24-23PR		
AHDM06-24-23PN		AHDM04-24-23SN		
AHDM06-24-23PR		AHDM04-24-23SR		
AHDM06-24-27SR		AHDM04-24-27PR		
AHDM06-24-27PR		AHDM04-24-27SR		
AHDM06-24-29SR		AHDM04-24-29PR		
AHDM06-24-29PR		AHDM04-24-29SR		
AHDM06-24-31SR		AHDM04-24-31PR		
AHDM06-24-31ST		AHDM04-24-31PT		
AHDM06-24-31PR		AHDM04-24-31SR		
AHDM06-24-31PT		AHDM04-24-31ST		
AHDM06-24-35SR		AHDM04-24-35PR		
AHDM06-24-35PR		AHDM04-24-35SR		
AHDM06-24-47SR		AHDM04-24-47PR		
AHDM06-24-47PR		AHDM04-24-47SR		

Consult a sales representative for more P/N

Stamped & Formed Contacts

Suitable series	Size	Pin P/N	Socket P/N	Plating	Wire range
AHDM (18, 20, 21, 29, 35, 47 pos)	20# 7.5A	AT60-20-0122	AT62-20-0122	Nickel-plated	16~22AWG
		AT60-20-0144	AT62-20-0144	Gold-plated	16~22AWG
		AT60-20-0222	AT62-20-0222	Nickel-plated	16~22AWG
		AT60-20-0244	AT62-20-0244	Gold-plated	16~22AWG
		AT60-20-0422	AT62-20-0422	Nickel-plated	20~22AWG
		AT60-20-0444	AT62-20-0444	Gold-plated	20~22AWG
AHDM (6, 7, 14, 18, 19, 20, 21, 23, 27, 29, 31, 35, 47, 91 pos)	16# 13A	AT60-14-0122	AT62-14-0122	Nickel-plated	14~16AWG
		AT60-14-0144	AT62-14-0144	Gold-plated	14~16AWG
		AT60-16-0122	AT62-16-0122	Nickel-plated	16~18AWG
		AT60-16-0144	AT62-16-0144	Gold-plated	16~18AWG
		AT60-16-0622	AT62-16-0622	Nickel-plated	18~20AWG
		AT60-16-0644	AT62-16-0644	Gold-plated	18~20AWG
		AT60-16-0822	AT62-16-0822	Nickel-plated	20~22AWG
		AT60-16-0322	NA	Nickel-plated	20~22AWG
		AT60-16-0844	AT62-16-0844	Gold-plated	20~22AWG
AHDM (7, 8, 9, 14, 16, 18, 19, 21, 27, 29, 91 pos)	12# 25A	AT60-12-0222	AT62-12-0222	Nickel-plated	10-12AWG
		AT60-12-0244	AT62-12-0244	Gold-plated	10-12AWG
		AT60-12-0166	AT62-12-0166	Nickel-plated	12~14AWG
		AT60-12-0144	AT62-12-0144	Gold-plated	12~14AWG

Machined Contacts

Suitable series	Size	Pin P/N	Socket P/N	Plating	Wire range
AHDM (18, 20, 21, 29, 35, 47 pos pos)	20# 7.5A	AT60-202-2031	AT62-201-2031	Gold-plated	20AWG
		AT60-20220141US	AT62-20120141US	Nickel-plated	20AWG
		AT60-010-2031	AT62-005-2031	Gold-plated	16~18AWG
		AT60-010-20141	AT62-005-20141	Nickel-plated	16~18AWG
AHDM (6, 7, 14, 18, 19, 20, 21, 23, 27, 29, 31, 35, 47, 91pos)	16# 13A	AT60-202-1631	AT62-2011631US	Gold-plated	16~20AWG
		AT60-202-16141	AT62-20116141US	Nickel-plated	16~20AWG
		AT60-215-1631	AT62-209-1631	Gold-plated	14AWG
		AT60-21516141US	AT62-20916141US	Nickel-plated	14AWG
		AT60-202-1631-20	AT62-201-1631-20	Gold-plated	18~20AWG
		AT60-202-16141-22	AT62-201-16141-22	Nickel-plated	22~24AWG
AHDM (7, 8, 9, 16, 18, 19, 21, 27, 29, 91 pos)	12# 25A	AT60-220-1231	AT62-210-1231	Gold-plated	12~14AWG
		AT60-20412141US	AT62-20312141US	Nickel-plated	12~14AWG
		AT60-220-1231-1618	AT62-210-1231-1618	Gold-plated	16~18AWG
AHDM (7 pos only)	3.6mm 70A	SC000345	SC000346	Silver-plated	7~10AWG
AHDM (7 pos CL22 only)	4# 100A	AT60-203-04141-4	AT62-203-04141-4	Nickel-plated	4AWG
AHDM (9,18 , 91 pos)	8# 60A	AT60-204-08141	AT62-203-08141	Nickel-plated	8~10AWG
AHDM (6, 7, 9, 14 pos)	4# 100A	AT60-204-0490	AT62-203-04141	Nickel-plated	6AWG

AHDM Optional accessories

Series	P/N	Pictures	Suitable products
Nut	A114020-90		Nut. For AHDM series Receptacle, Size 18.
	A112263-90		Nut. For AHDM series Receptacle, Size 24.
Lockwasher	A114021		LOCKWASHER, AHDM, SIZE 18.
	A112264		LOCKWASHER, AHDM, SIZE 24.
Gasket	AHDP-16-04978		Gasket. For AHDP series Receptacle,SIZE 18.
	AHDP-16-04477		Gasket. For AHDP series Receptacle,SIZE 24.
PROTECTIVE CAP	AHDC34-18		PROTECTIVE CAP FOR PLUG, AHDM, SIZE 18
	AHDC34-24		PROTECTIVE CAP FOR PLUG, AHDM, SIZE 24
	AHDC36-18		PROTECTIVE CAP FOR RECEPTACLE, AHDM, SIZE 18
	AHDC36-24		PROTECTIVE CAP FOR RECEPTACLE, AHDM, SIZE 24
Insertion tool	ATIS16		Auxiliary terminal tool for 16#, using blue side.
	ATIS20		Auxiliary terminal tool for 20#, using red side.

AHDM Optional accessories

Series	P/N	Pictures	Suitable products
Adapter	AHDM-BS-18NUT		ADAPTER FOR TUBE BACKSHELL, AHDM, SIZE 18.
	AHDM-BS-24NUT		ADAPTER FOR TUBE BACKSHELL, AHDM, SIZE 24.
Tail accessory	AHDPBS-015-1805		Right angle back shell for AHDP18 N.W.13/17/19 tube.
	AHDPBS-016-1805		Straight back shell for AHDP18 N.W.13/17/19 tube.
	AHDPBS-010-2405		Straight back shell for AHDP24 N.W.17/19/26 tube.
	AHDPBS-011-2405		Right angle back shell for AHDP/AHDM 24 N.W.17/19/26 tube.
	AHDMBS-18-001		For AHDM size 18plug、receptacle、bundle.
	AHDMBS-24-001		For AHDM size 24plug、receptacle、bundle.
	AHDMBS-18-002		Cable back shell, OD range 14.5-18.0mm.For AHDM size 18.
	AHDMBS-24-002		Cable back shell, OD range 20.5-24.2mm.For AHDM size 24.
	AHDMBS-18-059		AHDM size18 Cable clip, outer diameter range 11.20~19.30mm,AHDM size18.
	AHDMBS-24-059		AHDM size24 Cable clip, outer diameter range 11.20~24.08mm,AHDM size 24.
	AHDMBS-18-SM01		AHDM size18 Waterproof cable tail clip, outer diameter range 10.0~16.0mm,AHDM size18.
	AHDMBS-24-SM01		AHDM size24 Waterproof cable tail clip, outer diameter range 12.0~18.0mm,AHDM size24.

ATHD Series profile and performance

- Amphenol ATHD Circular Connectors feature aggressive grip construction

which can withstand high vibration to meet the SAE J2030 standard.

- Single pin, circular connectors.
- In-line, Flange
- Push connector for Quick connecting and disconnecting.
- Circular, Thermoplastic Housing
- Serviceable with removal tool.

Temperature	Operating at temperatures -55°C to +125°C
Max.Current	Max. 100A
Durability	No electrical or mechanical defects after 100 cycles of engagement and disengagement.
Vibration	No unlocking or unmating and exhibits no mechanical or physical damage after sinusoidal vibration levels of 20 G's at 10 to 2000 Hz in each of the three mutually perpendicular planes. No electrical discontinuities longer than 1 microsecond.
Insulation Resistance	1000 megohms minimum at 25°C.
Immersion	IP67 & IP69K rating
Rating Voltage	250V AC/DC according to IEC 600V AC/DC according to UL 1977
Moisture Resistance	Properly wired and mated connections will withstand immersion under three feet of water without loss of electronic qualities or leakage.
Dielectric Withstanding Voltage	Current leakage less than 2 milliamps at 1500 volts AC.
Thermal Cycle	No cracking, chipping or leaking after 20 test cycles from -55°C to +125°C

ATHD series™ part number sequence

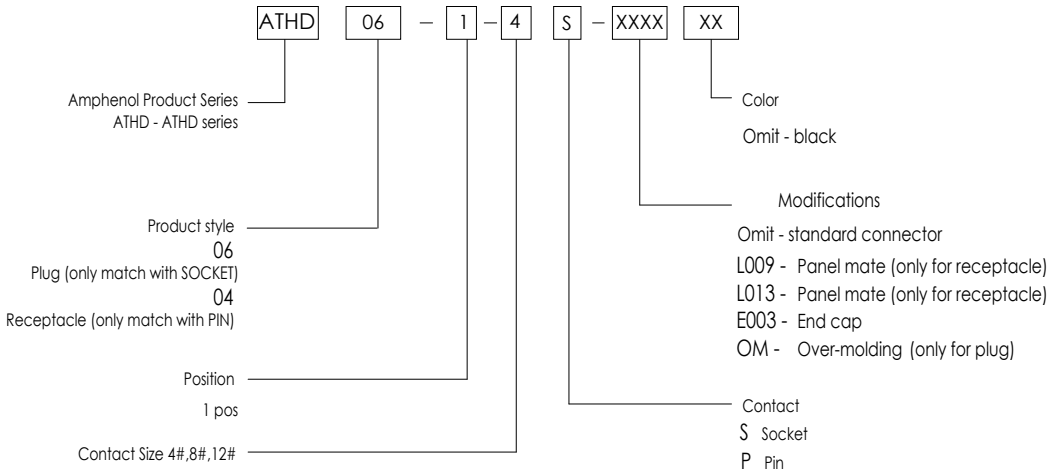

ATHD series™ 1 POS connectors

Receptacle P/N	Wire range	Insulation O.D	Product picHture	Contact
ATHD04-1-4P	4~6AWG	6.63mm~10.67mm		AT60-204-0490
ATHD04-1-4P-L009	4~6AWG	6.63mm~10.67mm		AT60-204-0490
ATHD04-1-4P-L013	4~6AWG	6.63mm~10.67mm		AT60-204-0490

Plug P/N	Wire range	Insulation O.D	Product picture	Contact
ATHD06-1-4S	4~6AWG	6.63mm~10.67mm		AT62-203-04141

ATHD Series Contacts

Size	Pin P/N	Socket P/N	Plating	Wire range	Recommended strip length	Ref crimp tensile	Rated Current
4#	AT60-204-0490	AT62-203-04141	Nickel-plated	6AWG	10.92~12.50mm	1334N	100A

ATHD series™ 1 POS connectors

Receptacle P/N	Wire range	Insulation O.D	Product picture	Contact
ATHD04-1-8P	8~10AWG	4.83~6.09mm		AT60-204-08141
ATHD04-1-8P-E003	8~10AWG	4.83~6.09mm		AT60-204-08141
ATHD04-1-8P-PM11	8~10AWG	4.83~6.09mm		AT60-204-08141
ATHD04-1-8P-PM05	8~10AWG	4.83~6.09mm		AT60-204-08141

Plug P/N	Wire range	Insulation O.D	Product picture	Contact
ATHD06-1-8S	8~10AWG	4.83~6.09mm		AT62-203-08141
ATHD06-1-8S-E003	8~10AWG	4.83~6.09mm		AT62-203-08141
ATHD06-1-8S-OM	8~10AWG	4.83~6.09mm		AT62-203-08141

ATHD Series Contacts

Size	Pin P/N	Socket P/N	Plating	Wire range	Recommended strip length	Ref crimp tensile	Rated Current
8#	AT60-204-08141	AT62-203-08141	Nickel-plated	8~10AWG	10.92~12.5mm	556~400N	60A

ATHD series™ 1 POS connectors

Receptacle P/N	Wire range	Insulation O.D	Product picture	Contact
ATHD04-1-12P	10~14AWG	3.40~4.32mm		12# pin contact
ATHD04-1-12P-E003	10~14AWG	3.40~4.32mm		12# pin contact
ATHD04-1-12P-PM11	10~14AWG	3.40~4.32mm		12# pin contact
ATHD04-1-12P-PM05	10~14AWG	3.40~4.32mm		12# pin contact

Plug P/N	Wire range	Insulation O.D	Product picture	Contact
ATHD06-1-12S	10~14AWG	3.40~4.32mm		12# socket contact
ATHD06-1-12S-E003	10~14AWG	3.40~4.32mm		12# socket contact
ATHD06-1-12S-OM	10~14AWG	3.40~4.32mm		12# socket contact

ATHD Series Contacts

Size	Pin P/N	Socket P/N	Plating	Wire range	Recommended strip length	Ref crimp tensile	Rated Current
12#	AT60-12-0222	AT62-12-0222	Nickel-plated	10~12AWG	5.72~7.00mm	134N	25A
	AT60-12-0244	AT62-12-0244	Gold-plated	10~12AWG	5.72~7.00mm	134N	25A
	AT60-12-0166	AT62-12-0166	Nickel-plated	12~14AWG	5.72~7.00mm	134N	25A
	AT60-12-0144	AT62-12-0144	Gold-plated	12~14AWG	5.72~7.00mm	134N	25A
12#	AT60-220-1231	AT62-210-1231	Gold-plated	12~14AWG	5.64~7.21mm	334~311N	25A
	AT60-20412141US	AT62-20312141US	Nickel-plated	12~14AWG	5.64~7.21mm	334~311N	25A
	AT60-220-1231-1618	AT62-210-1231-1618	Gold-plated	16~18AWG	5.64~7.21mm	156~111N	25A

SpeedSplice™

Our AT Speed Splices offer a unique single terminal solution, which is designed to protect connections from dirt, dust, and water immersion up to 1 meter. Used in harsh environments, such as the construction, mining, marine, and agricultural industries, Speed Splices are easy to install and help quickly repair damaged electrical connections on equipment at the jobsite.

Part number	Contact Size	Wire AWG	Wire OD	Product picture	Remarks
ATSS-12-00	12	12-14	3.40~4.32 mm		
ATSS-16-00	16	14-20	2.54~3.40 mm		

Stamped and Formed Contacts

Size	Pin P/N	Socket P/N	Plating	Carrier strip identification	Wire range	Wire insulation O.D.range	Recommended strip length	Ref crimp tensile	Max rated amps
16#	AT60-14-0122	AT62-14-0122	Nickel-plated	14-16	14~16AWG	2.40~3.81mm	3.81~5.08mm	111N	13A
	AT60-14-0144	AT62-14-0144	Gold-plated	14-16	14~16AWG	2.40~3.81mm	3.81~5.08mm	111N	13A
	AT60-16-0122	AT62-16-0122	Nickel-plated	16-18	16~18AWG	1.91~3.55mm	3.81~5.08mm	111N	13A
	AT60-16-0144	AT62-16-0144	Gold-plated	16-18	16~18AWG	1.91~3.55mm	3.81~5.08mm	111N	13A
	AT60-16-0622	AT62-16-0622	Nickel-plated	0.5-1.0	18~20AWG	1.40~2.54mm	3.81~5.08mm	111~67N	13A
	AT60-16-0644	AT62-16-0644	Gold-plated	0.5-1.0	18~20AWG	1.40~2.54mm	3.81~5.08mm	111~67N	13A
	AT60-16-0822	AT62-16-0822	Nickel-plated	0.34~0.5	20~22AWG	1.31~1.50mm	3.81~5.08mm	67~40N	13A
	AT60-16-0844	AT62-16-0844	Gold-plated	0.34~0.5	20~22AWG	1.31~1.50mm	3.81~5.08mm	67~40N	13A
12#	AT60-12-0222	AT62-12-0222	Nickel-plated	10-12	10-12AWG	3.56~5.18mm	5.72~7.00mm	134N	25A
	AT60-12-0244	AT62-12-0244	Gold-plated	10-12	10-12AWG	3.56~5.18mm	5.72~7.00mm	134N	25A
	AT60-12-0166	AT62-12-0166	Nickel-plated	12-14	12~14AWG	2.87~4.47mm	5.72~7.00mm	134N	25A
	AT60-12-0144	AT62-12-0144	Gold-plated	12-14	12~14AWG	2.87~4.47mm	5.72~7.00mm	134N	25A

Machined Contacts

Size	Pin P/N	Socket P/N	Plating	Wire range	Recommended strip length	Ref crimp tensile	Max rated amps
16#	AT60-202-1631	AT62-2011631US	Gold-plated	16~20AWG	6.35~7.92mm	156~89N	13A
	AT60-202-16141	AT62-20116141US	Nickel-plated	16~20AWG	6.35~7.92mm	156~89N	13A
	AT60-215-1631	AT62-209-1631	Gold-plated	14AWG	6.35~7.92mm	311N	13A
	AT60-21516141US	AT62-20916141US	Nickel-plated	14AWG	6.35~7.92mm	311N	13A
	AT60-202-1631-20	AT62-201-1631-20	Gold-plated	18~20AWG	6.35~7.92mm	89N	13A
	AT60-202-16141-22	AT62-201-16141-22	Nickel-plated	22~24AWG	6.35~7.92mm	35~22N	13A
12#	AT60-220-1231	AT62-210-1231	Gold-plated	12~14AWG	5.64~7.21mm	334~311N	25A
	AT60-20412141US	AT62-20312141US	Nickel-plated	12~14AWG	5.64~7.21mm	334~311N	25A
	AT60-220-1231-1618	AT62-210-1231-1618	Gold-plated	16~18AWG	5.64~7.21mm	156~111N	25A

Printed Circuit Board Connectors

The AT Family offers printed circuit board (PCB) connectors that are heavy duty environmentally sealed connectors designed for wire-to-circuit board connections. Available in a variety of styles for the AT、ATP and ATM connector series, Amphenol PCB connectors cover a range of pin counts from 2 to 12 and 18 wire gauges from 10 to 22. Many of the connectors are available in straight or 90° pin options.

Performance

Temperature Range	Operative at temperatures from-55°C to +125°C. Continuous at rated current.
Submersion	IP67
Max. Current (Max. Wire Gauge)	AT Max. 13A / ATP Max. 25A / ATM Max, 7.5A
Rating Voltage	250V AC/DC according to IEC 500V AC/DC according to UL 1977
Contact Resistance	< 10 mΩ
Dielectric withstanding voltage	Current leakage less than 2 milliampere under 1500 V AC.
Minimum Mating Cycles	No electrical or mechanical defects after more than100 cycles of engagement and disengagement.
Insulation Resistance	1000 megohms minimum at 25°C.
Vibration	No unlocking or unmating and exhibits no mechanical or physical damage after sinusoidal vibration levels of 20G's at 10 to 2000 Hz in each of the three mutually perpendicular planes. No electrical discountinuities longer than 1 microsecond.
Thermal Cycle	No cracking, chipping or leaking after 20 times test cycles from -55°C to +125°C.
RoHS Compliant	Yes
Material	Housing and wedge: thermoplastic Seals: silicone elastomer Contact: copper alloy、nickel plated、gold plated、tinplated

PCB Mounting series™ part number sequence

AT 13 – 12 P A – BM01

Amphenol Product Series
AT - AT series
ATM - ATM series
ATP - ATP series

Product style
13
Right angle panel mounting receptacle
15
Straight panel mounting receptacle

Position
2 pos.
3 pos.
4 pos.
6 pos.
8pos.
12 pos.
18 pos.

Modifications
BM01- Gold contacts with no potting
BM02- Gold contacts with potting
BM03- Tin contacts with no potting
BM04- Tin contacts with potting
BM16- Tin contacts with no potting (AT 12pos only)
BM17- Tin contacts with potting (AT 12pos only)
BM18- Gold contacts with no potting (AT 12pos only)
BM19- Gold contacts with potting (AT 12pos only)

Key position
A Key (8,12pos only)
B Key (8,12pos only)
C Key (8,12pos only)
D Key (8,12pos only)
E Key (18pos only)

Contact
P Pin

PCB Mounting - Receptacles

Receptacle P/N	Product picture	Description	Mating plug part number
AT13-2P-BM0X		Recept, 2 way, gray, 90° molded pins, PCB mount	AT06-2S-XXX
AT13-4P-BM0X		4 Position RA Flange Mount PCB Receptacle	AT06-4S-XXX
AT13-6P-BM0X		6 Position RA Flange Mount PCB Receptacle	AT06-6S-XXX
AT13-6P2-BM0X		Recept, 6 way, key 2, blue, 90° molded pins, PCB mount	AT06-6S-XXX wedge：AW6S-2BLU
AT13-08P*-BM0X		8 Position RA Flange Mount PCB Receptacle	AT06-08S*-XXX
AT13-12P*-BM0X		12 Position RA Flange Mount PCB Receptacle	AT06-12S*-XXX
AT13-12P*-BM1X		Recept, 12 way, enhanced key, 90° molded pins, PCB mount	AT06-12S*-XXX
AT13-1612PB-BM0X		Recept, 13 way, 90°molded pins, PCB mount	AT1612-13SB-XX
AT13-18P*-BM0X(*=A,B,C,D,E)		AT 18pos 90° flange mount PCB receptacle	AT16-18S*

* stands for key position. A, B, C, D.

PCB Mounting - Receptacles

Receptacle P/N	Product picture	Description	Mating plug part number
AT15-2P-BM0X		2 Position Straight Flange Mount PCB Receptacle	AT06-2S-XXX
AT15-4P-BM0X		4 Position Straight Flange Mount PCB Receptacle	AT06-4S-XXX
AT15-6P-BM0X		6 Position Straight Flange Mount PCB Receptacle	AT06-6S-XXX
AT15-6P2-BM0X		Recept, 6 way, key 2, blue, PCB mount	AT06-6S-XXX wedge：AW6S-2BLU
AT15-08P*-BM0X		8 Position Straight Flange Mount PCB Receptacle	AT06-08S*-XXX
AT15-12P*-BM0X		12 Position Straight Flange Mount PCB Receptacle	AT06-12S*-XXX
AT15-12P*-BM1X		Recept, 12 way, enhanced key, PCB mount	AT06-12S*-XXX
AT15-1612PB-BM0X		Recept, 13 way, 180°molded pins, PCB mount	AT1612-13SB-XX
AT15-18P*-BM0X(*=A,B,C,D,E)		AT 18pos straight flange mount PCB receptacle	AT16-18S*

* stands for key position. A, B, C, D.

Receptacle P/N	Product picture	Description	Mating plug part number
ATM13-2P-BM0X		RA Flange mount PCB receptacle PCB, 2 Position	ATM06-2S-XXX
ATM13-3P-BM0X		RA Flange mount PCB receptacle PCB, 3 Position	ATM06-3S-XXX
ATM13-4P-BM0X		RA Flange mount PCB receptacle PCB, 4 Position	ATM06-4S-XXX
ATM13-6P-BM0X		RA Flange mount PCB receptacle PCB, 6 Position	ATM06-6S-XXX
ATM13-08P*-BM0X		RA Flange mount PCB receptacle PCB, 8 Position	ATM06-08S*-XXX
ATM13-12P*-BM0X		RA Flange mount PCB receptacle PCB, 12 Position	ATM06-12S*-XXX

* stands for key position. A, B, C, D.

Receptacle P/N	Product picture	Description	Mating plug part number
ATM15-2P-BM0X		Straight Flange mount PCB receptacle PCB, 2 Position	ATM06-2S-XXX
ATM15-3P-BM0X		Straight Flange mount PCB receptacle PCB, 3 Position	ATM06-3S-XXX
ATM15-4P-BM0X		Straight Flange mount PCB receptacle PCB, 4 Position	ATM06-4S-XXX
ATM15-6P-BM0X		Straight Flange mount PCB receptacle PCB, 6 Position	ATM06-6S-XXX
ATM15-08P*-BM0X		Straight Flange mount PCB receptacle PCB, 8 Position	ATM06-08S*-XXX
ATM15-12P*-BM0X		Straight Flange mount PCB receptacle PCB, 12 Position	ATM06-12S*-XXX

* stands for key position. A, B, C, D.

Panelmate™ ATP PCB

THERMOPLASTIC | FLANGE-MOUNT | MINIATURE

PCB Mounting - Receptacles

Receptacle P/N	Product picture	Description	Mating plug part number
ATP13-2P-BM0X		Recept, 2 way, 90° molded pins, PCB inside mount	ATP06-2S-XXX
ATP13-4P*-BM0X		Recept, 4 way, 90° molded pins, PCB inside mount	ATP06-4S-XXX
ATP15-2P-BM0X		Recept, 2 way, 180° molded tin pins, PCB inside mount	ATP06-2S-XXX
ATP15-4P*-BM0X		Recept, 4 way, 180° molded tin pins, PCB inside mount	ATP06-4S-XXX

* stands for key position. A, B, C, D.

ATF series

ATF 13 – 2 P 2 A – BMXX

Amphenol Product Series
ATF- ATF series

Product style
13
Right angle panel mounting receptacle
15
Straight receptacle

Position
2 pos.
3 pos.
4 pos.
6 pos.
8 pos.
12 pos.

Modifications
-BM01 -Board lock gold plating
-BM03 - Board lock nickel plating
-BM11 -Screw boss gold plating
-BM13 -Screw boss nickel plating
-BM31 -Extended screw boss gold plating , Available for 2,6,12pos only
-BM33 -Xtended screw boss nickel plating , Available for 2,6,12pos only

Key position
A Key
B Key
C Key
D Key

Key 1
"2": Key 2(only for 6 pos)

Contact
P Pin

ATF series

Part number	Modification
-BM01	Board Lock Gold plating
-BM03	Board Lock Nickel plating
-BM11	Screw Boss Gold plating
-BM13	Screw Boss Nickel plating
-BM31	Extended Screw Boss Gold plating Available for 2,6,12 pos only
-BM33	Extended Screw Boss Nickel plating Available for 2,6,12 pos only

For example:

-BM01 -BM03 -BM11 -BM13 -BM31 -BM33

Receptacle P/N	Description	Picture	Mating plug&Wedge part number
ATF13-2P-BMXX	Recept, 2 way, black, 90° molded pins, flangeless PCB mount		AT06-2S-XXX AW2S
ATF13-3P-BMXXJ1939	Recept, 3 way, black, 90° molded pins, flangeless PCB mount		AT06-3S-XXX AW3S-1939
ATF13-3P-BMXX	Recept, 3 way, black, 90° molded pins, flangeless PCB mount		AT06-3S-XXX AW3S
ATF13-4P-BMXX	Recept, 4 way, black, 90° molded pins, flangeless PCB mount		AT06-4S-XXX AW4S
ATF13-6P-BMXX	Recept, 6 way, key 1, black, 90° molded pins, flangeless PCB mount		AT06-6S-XXX AW6S
ATF13-6P2-BMXXBLU	Recept, 6 way, key 2, blue, 90° molded pins, flangeless PCB mount		AT06-4S-XXX AW6S2-BLU
ATF13-08P*-BMXX	Recept, 8 way, 90° molded pins, flangeless PCB mount		AT06-08S*-XXX AW8S
ATF13-12P*-BMXX	Recept, 12 way, enhance key, 90° molded pins, flangeless PCB mount		AT06-12S*-XXX AW12S
ATF13-4P-18PCG/ ATF13-4P-18PCT	PCB Mouted Connector, 4 Pin, Right Angle		AT06-4S-XXX
ATFHD13-1-4P-BM1X	Receptacle, 1pos, size 1 contact, 90° molded pin, flangeless PCB mount		ATHD06-1-4S
ATFHD13-1-8P-MXX	Receptacle, 1pos, size 1 contact, 90° molded pin, flangeless PCB mount		ATHD06-1-8S-XXX
ATFHD13-1-12P-MXX	Receptacle, 1pos, size 1 contact, 90° molded pin, flangeless PCB mount		ATHD06-1-12S-XXX
ATF15-12P*-BM1X	Receptacle, 12 way, enhance key, flangeless PCB mount		AT06-12S*-XXX AW12S

PCB Mounting - Receptacles

Straight or right angle, potting or no potting, PCB mounted. 2 pin, 3pin, 4 pin, 6 pin, 8pin and 12 pin are available now.

Part number	Modification
-BM01	Gold contacts with no potting
-BM02	Gold contacts with potting
-BM03	Nickel contacts with no potting
-BM04	Nickel contacts with potting
-BM11	Gold contacts with no potting
-BM12	Gold contacts with potting
-BM13	Nickel contacts with no potting
-BM14	Nickel contacts with potting

For example:

-BM01

-BM02

-BM03

-BM04

Receptacle P/N	Product picture	Description	Mating plug part number
AT04-2P-BMXX		PCB mounted connector, 2 pin	AT06-2S-XXX
AT04-3P-BMXX		PCB mounted connector, 3 pin	AT06-3S-XXX
AT04-4P-BMXX		PCB mounted connector, 4 pin	AT06-4S-XXX
AT04-6P-BMXX		PCB mounted connector, 6 pin	AT06-6S-XXX
AT04-08P*-BMXX		PCB mounted connector, 8 pin	AT06-08S*-XXX
AT04-12P*-BMXX		PCB mounted connector, 12 pin	AT06-12S*-XXX
AT04-18P*-BMXX		PCB mounted connector, 18 pin	AT16-18S*
ATP04-2P-BMXX		PCB mounted connector, 2 pin	ATP06-2S-XXX
ATP04-4P-BMXX		PCB mounted connector, 4 pin	ATP06-4S-XXX
ATP04-6P-BMXX		PCB mounted connector, 6 pin	ATP06-6S-XXX
ATHD04-1-4P-BM1X		PCB mounted connector, 1 pin	ATHD06-1-4S-XXX
ATHD04-1-8P-BM1X		PCB mounted connector, 1 pin	ATHD06-1-8S-XXX
ATHD04-1-12P-BM1X		PCB mounted connector, 1 pin	ATHD06-1-12S-XXX

* stands for key position. A, B, C, D.

ARMOR IPX

IP69K | WATERPROOF | ELECTRONIC ENCLOSURES

ARMOR IPX product that accept snap-in headers are available. The enclosure features a through hole mounting flange. The current header accommodate ATM 12pin interfaces, mate with ATM06-12S* plugs.

P/N	Product picture	Description	Mating part number
ATM13-12P*-GR01		Recept, ATM13, 12 way, black, 90° molded gold pins, ATM AIPXE PCB header	ATM06-12*-XXX
ATM13-12P*-R008		Recept, ATM13, 12 way, black, 90° molded tin pins, ATM AIPXE PCB header	ATM06-12*-XXX
ATM13-12PA-12PB-BM03		Recept, ATM13, 24 way, A & B key, black, 90° molded tin pins,ATM AIPXE PCB header	ATM06-12SA-XXX ATM06-12SB-XXX
ATM13-12PA-12PB-BM01		Recept, ATM13, 24 way, A & B key, black, 90° molded gold pins,ATM AIPXE PCB header	ATM06-12SA-XXX ATM06-12SB-XXX
ATM13-12PC-12PD-BM01		Recept, ATM13, 24 way, C & D key, black, 90° molded gold pins,ATM AIPXE PCB header	ATM06-12SC-XXX ATM06-12SD-XXX
ATM13-12PC-12PD-BM03		Recept, ATM13, 24 way, C & D key, black, 90° molded tin pins,ATM AIPXE PCB header	ATM06-12SC-XXX ATM06-12SD-XXX
AIPXE-325X4A		ArmorIPX, Enclosure, 3.25" x 4" [82.55 x 101.60 mm] PCB, with vent hole	ATM13-12P*-12P*-BMXX ATM13-12P*-GR01 ATM13-12P*-R008
AIPXE-325X4B		ArmorIPX, Enclosure, 3.25" x 4" [82.55 x 101.60 mm] PCB, without vent hole	ATM13-12P*-12P*-BMXX ATM13-12P*-GR01 ATM13-12P*-R008
AIPXE-325X4A-E016		ArmorIPX, Enclosure, 3.25" x 4" [82.55 x 101.60 mm] PCB, with vent hole, amber PEI material	ATM13-12P*-12P*-BMXX ATM13-12P*-GR01 ATM13-12P*-R008
AIPXE-325X4B-E016		ArmorIPX, Enclosure, 3.25" x 4" [82.55 x 101.60 mm] PCB, without vent hole, amber PEI material	ATM13-12P*-12P*-BMXX ATM13-12P*-GR01 ATM13-12P*-R008
AIPXE-325X4A-E017		ArmorIPX, Enclosure, 3.25" x 4" [82.55 x 101.60 mm] PCB, with vent hole, transparent PC material	ATM13-12P*-12P*-BMXX ATM13-12P*-GR01 ATM13-12P*-R008
AIPXE-325X4B-E017		ArmorIPX, Enclosure, 3.25" x 4" [82.55 x 101.60 mm] PCB, without vent hole, transparent PC material	ATM13-12P*-12P*-BMXX ATM13-12P*-GR01 ATM13-12P*-R008
AIPXE-325XBP-01		ArmorIPX™, Blank Header Plate, Thermoplastic	N/A

* stands for key position. A, B, C, D.

ARMOR IPX

IP69K | WATERPROOF | ELECTRONIC ENCLOSURES

ARMOR IPX product that accept snap-in headers are available. The enclosure features a through hole mounting flange. The current header accommodate AT 12pin interfaces, mate with AT06-12S* plugs.

P/N	Product picture	Description	Mating part number
AT13-12PA-R015		Recept, AT13, 12 way, enhanced A key, black, 90° molded pins, AIPXE AT PCB header	AT06-12SA-XXX
AT13-24PAB-BM03		Recept, AT13, 24 way, enhanced A & B key, black, 90° molded pins, AIPXE AT PCB header	AT06-12SA-XXX AT06-12SB-XXX
AT13-36PABC-BM03		Recept, AT13, 36 way, enhanced A, B, & C key, black, 90° molded pins, AIPXE AT PCB header	AT06-12SA-XXX AT06-12SB-XXX AT06-12SC-XXX
AT13-48PABCD-BM03		Recept, AT13, 48 way, enhanced A, B, C, & D key, black, 90° molded pins, AIPXE AT PCB header	AT06-12SA-XXX AT06-12SB-XXX AT06-12SC-XXX AT06-12SD-XXX
AIPXE-5X650A		ArmorIPX^{AT},Enclosure 5" x 6.50" [127.00 x 165.10 mm] PCB, with vent hole	AT13-12PA-R015 AT13-24PAB-BM03 AT13-36PABC-BM03 AT13-48PABCD-BM03
AIPXE-5X650B		ArmorIPX^{AT},Enclosure 5" x 6.50" [127.00 x 165.10 mm] PCB, without vent hole	
AIPXE-5X650BP-01		Amor IPX AT, Blank Header Plate, Thermoplastic	N/A

AT 13 pos connectors

Unique mixed power and signal arrangement,13 pin - 2 size 12, 11 size 16. AT 12-way size housing, no wedge required, Black.

Receptacle P/N	Product picture	Description	Mating part number
AT1612-13PB-G		Receptacle, flange mounted , standard dimension seal.	AT1612-13SB/AT1612-13SB-RD
AT1612-13PB-RDG		Receptacle, flange mounted , reduced dimension seal.	AT1612-13SB/AT1612-13SB-RD
AT1612-13PBNF13		PCB mounted connector	AT1612-13SB/AT1612-13SB-RD

Plug P/N	Product picture	Description	Mating part number
AT1612-13SB		Plug, standard dimension seal.	AT1612-13PB-RDG/ AT1612-13PB-G/AT1612-13PBNFB
AT1612-13SB-RD		Plug, reduced dimension seal.	AT1612-13PB-RDG/ AT1612-13PB-G/AT1612-13PBNFB

AT 15/18 pos connectors

AT 15/18 is a rectangular connector with 18 cores for 16# terminals and 15 cores for 12# 16# terminals. This connector does not require a wedge lock, terminal removal tool 16# terminal, use AT11-310-1605, 12# terminal, use AT11-337-1205 .

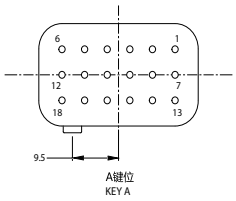

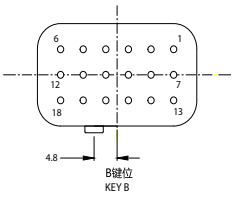

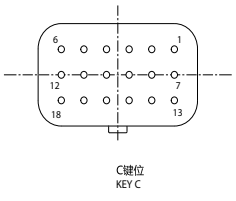

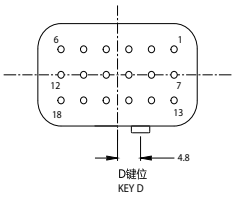

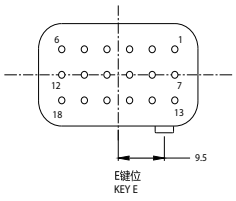

Modifications

AT 15 pos connectors

Plug P/N	Insulation OD	Description	Product picture
AT16-15S*-K003	1.35~3.05mm	15pos plug, standard end cap, reduced diameter rear seal, housing color is black	
AT16-15S*-EK02	1.35~3.05mm	15pos plug, standard end cap, reduced diameter rear seal	

Receptacle P/N	Insulation OD	Description	Product picture
AT16-15Px-K003	1.35~3.05mm	18pos receptacle, in line, standard end cap, reduced diameter rear seal, housing color is black	
AT16-15Px-EK02	1.35~3.05mm	18pos receptacle, in line, standard end cap, reduced diameter rear seal	

Note: * stands for the key position (A,B,C,D,E) Housing color is black
x stands for the key position (A=gray, C=green, D=brown, E=gray)

Modifications

AT 18 pos plug

Plug P/N	Insulation OD	Description	Product picture
AT16-18S*-K004	1.35mm-3.05mm	18pos plug, standard end cap, reduced diameter rear seal, housing color is black	
AT16-18S*-K005	2.24mm-3.68mm	18pos plug, standard end cap, standard diameter rear seal, housing color is black	
AT16-18S*-SR02	1.35mm-3.05mm	18pos plug, strain relief end cap, reduced diameter rear seal, housing color is black	
AT16-18S*-SR03	2.24mm-3.68mm	18pos plug, strain relief end cap, standard diameter rear seal, housing color is black	
AT16-18Sx-EK02	1.35mm-3.05mm	18pos plug, standard end cap, reduced diameter rear seal	
AT16-18Sx-EK03	2.24mm-3.68mm	18pos plug, standard end cap, standard diameter rear seal,	
AT16-18Sx-EKSR02	1.35mm-3.05mm	18pos plug, strain relief end cap, reduced diameter rear seal	
AT16-18Sx-EKSR03	2.24mm-3.68mm	18pos plug, strain relief end cap, standard diameter rear seal	

Note: * stands for the key position (A,B,C,D,E) Housing color is black
x stands for the key position (A=gray, C=green, D=brown, E=gray)

Modifications

AT 18 pos receptacle

Receptacle P/N	Insulation OD	Description	Product picture
AT16-18P*-K004	1.35mm-3.05mm	18pos receptacle, in line, standard end cap, reduced diameter rear seal, housing color is black	
AT16-18P*-K005	2.24mm-3.68mm	18pos receptacle, in line,, standard end cap, standard diameter rear seal, housing color is black	
AT16-18P*-SR02	1.35mm-3.05mm	18pos receptacle, in line, strain relief end cap, reduced diameter rear seal, housing color is black	
AT16-18P*-SR03	2.24mm-3.68mm	18pos receptacle, in line, strain relief end cap, standard diameter rear seal, housing color is black	
AT16-18Px-EK02	1.35mm-3.05mm	18pos receptacle, in line, standard end cap, reduced diameter rear seal	
AT16-18Px-EK03	2.24mm-3.68mm	18pos receptacle, in line, standard end cap, standard diameter rear seal	
AT16-18Px-EKSR02	1.35mm-3.05mm	18pos receptacle, in line, strain relief end cap, reduced diameter rear seal	
AT16-18Px-EKSR03	2.24mm-3.68mm	18pos receptacle, in line, strain relief end cap, standard diameter rear seal	

Note: * stands for the key position (A,B,C,D,E) Housing color is black
x stands for the key position (A=gray, C=green, D=brown, E=gray)

Modifications-AT 18pos Flange mount receptacle

Plug P/N	Insulation OD	Description	Product picture
AT16-18Px-PM11	1.35mm-3,05mm	18pos receptacle, panel mount, standard end cap, reduced diameter rear seal	
AT16-18Px-PM15	2.24mm-3.68mm	18pos receptacle, panel mount, standard end cap, standard diameter rear seal	
AT16-18Px-PM12	1.35mm-3,05mm	18pos receptacle, panel mount, strain relief end cap, reduced diameter rear seal	
AT16-18Px-PM16	2.24mm-3.68mm	18pos receptacle, panel mount, strain relief end cap, standard diameter rear seal	

Series	P/N	Pictures	Suitable products
Tail accessory	ATBS-PS-1805		For AT series 15/18 pos plug and receptacle with standard end cap

Note: x stands for the key position (A=gray, B=black, C=green, D=brown, E=gray)

Modifications- Flange mount receptacle

A Series connectors offer several flange mount options to increase design flexibility and simplify wire rounting.

Receptacle P/N	Product picture	Description	Mating plug part number
ATP04-2P-PM07G		ATP seires, 2-Way, Flange Mount, Receptacle, With Gasket, Self-threading	ATP06-2S-XXX
ATP04-4P-PM07GEC		ATP series, 4-Way, Flange Mount, Receptacle, With end cap&Gasket, Self-threading	ATP06-4S-XXX
ATP04-6P-PM05		ATP series, 6-Way, Flange Mount, Receptacle, With Gasket,Thread inserted	ATP06-6S-XXX
ATP04-6P-PM12		ATP series, 6-Way, Flange Mount, Receptacle, With Gasket,Self-threading	ATP06-6S-XXX
AT04-3P-PM05		AT series, 3-Way, Flange Mount, Receptacle, Thread inserted	AT06-3S-XXX
AT04-6P-PM05		AT series, 6-Way, Flange Mount, Receptacle, With Gasket, Thread inserted	AT06-6S-XXX
AT04-08P*-PM05		AT series, 8-Way, Flange Mount, Receptacle, With Gasket, Thread inserted	AT06-08S*-XXX
AT04-08P*-PMR7G		AT series, 8-Way, Flange Mount, Receptacle, With Gasket, Reduced Seal, Self-threading	AT06-08S*-XXX
AT04-12P*-PM05		AT series, 12-Way, Flange Mount, Receptacle, With Gasket, Thread inserted	AT06-12S*-XXX
AT04-12P*-PM01		AT series, 12-Way, Flange Mount, Receptacle, With Gasket	AT06-12S*-XXX

*stands for key position. A, B, C, D.

Modifications- Flange mount receptacle

A Series connectors offer several flange mount options to increase design flexibility and simplify wire rounting.

Receptacle P/N	Product picture	Description	Mating plug part number
AHDP02-18-**PX-SRA AHDP02-18-**SX-SRA		(**=06,08,14,20,21 X=N,R) AHDP series size 18 panel mount receptacle, sealed, Smooth ring adapter, thread inserted	AHDP06-18-**PX-XXX AHDP06-18-**SX-XXX
AHDP02-18-**PX-WTA AHDP02-18-**SX-WTA		(**=06,08,14,20,21 X=N,R) AHDP series size 18 panel mount receptacle, sealed, Wide threaded adapter, thread inserted	AHDP06-18-**PX-XXX AHDP06-18-**SX-XXX
AHDP02-18-**PX-BRA AHDP02-18-**SX-BRA		(**=06,08,14,20,21 X=N,R) AHDP series size 18 panel mount receptacle, sealed, Backshell ring adapter, thread inserted	AHDP06-18-**PX-XXX AHDP06-18-**SX-XXX
AHDP02-24-**PX-SRA AHDP02-24-**SX-SRA		(**=07,09,16,18,21,23,27,29,31,35,47,91; X=N,T,R) AHDP series size 24 panel mount receptacle, sealed, Smooth ring adapter, thread inserted	AHDP06-24-**PX-XXX AHDP06-24-**SX-XXX
AHDP02-24-**PX-WTA AHDP02-24-**SX-WTA		(**=07,09,16,18,21,23,27,29,31,35,47,91;X=N,T,R) AHDP series size 24 panel mount receptacle, sealed, Wide threaded adapter, thread inserted	AHDP06-24-**PX-XXX AHDP06-24-**SX-XXX
AHDP02-24-**PX-BRA AHDP02-24-**SX-BRA		(**=07,09,16,18,21,23,27,29,31,35,47,91; X=N,T,R) AHDP series size 24 panel mount receptacle, sealed, Backshell ring adapter, thread inserted	AHDP06-24-**PX-XXX AHDP06-24-**SX-XXX

*代表孔位数。 X代表密封环N / T / R 。
* stands for pin digits. Xstands for sealing ring N / T / R.

Modifications- Flange mount receptacle

A Series connectors offer several flange mount options to increase design flexibility and simplify wire rounting.

Part number	Modification
-PM11	Standard wire seal
-PM12	Reduced wire seal
-PM13	Standard wire seal with end cap
-PM14	Reduced wire seal with end cap
-PM15	Standard wire seal with strain relief
-PM16	Reduced wire seal with strain relief

For example:

-PM11 -PM12 -PM13 -PM14 -PM15/16

Receptacle P/N	Product picture	Description	Mating plug part number
AT04-2P-PM1X		2 pos. receptacle, pin, panel mount, self-threading	AT06-2S-XXX
AT04-3P-PM1X		3 pos. receptacle, pin, panel mount, self-threading	AT06-3S-XXX
AT04-4P-PM1X		4 pos. receptacle, pin, panel mount, self-threading	AT06-4S-XXX
AT04-6P-PM1X		6 pos. receptacle, pin, panel Mount, self-threading	AT06-6S-XXX
AT04-08P*-PM1X		8 pos. receptacle, pin, panel mount, self-threading	AT06-08S*-XXX
AT04-12P*-PM1X		12 pos. receptacle, pin, panel mount, self-threading	AT06-12S*-XXX
AT04-12P*-LE21		12 pos, receptacle, pin, flange mount, thread inserted	AT06-12S*-XXX

* stands for key position. A, B, C, D.

Modifications- Square plate mount receptacle

A Series connectors offer several flange mount options to increase design flexibility and simplify wire rounting.

Receptacle P/N	Product picture	Description	Mating plug part number	Mating gasket part number
AT04-2P-L012		AT 2 pos receptacle flange mount, Without waterproof for panel.	AT06-2S-XXX	NA
AT04-3P-L012		AT 3 pos receptacle flange mount, Without waterproof for panel.	AT06-3S-XXX	P/N:AT3P-L012-GKT
AT04-4P-L012		AT 4 pos receptacle flange mount, Without waterproof for panel.	AT06-4S-XXX	P/N:AT4P-L012-GKT
AT04-6P-L012		AT 6 pos receptacle, gray, Without waterproof for panel.	AT06-6S-XXX	NA
AT04-08P*-L012		AT 8 pos receptacle flange mount, Without waterproof for panel.	AT06-08S*-XXX	P/N:AT8P-L012-GKT
AT04-12P*-BL04		AT 12 pos receptacle flange mount, Without waterproof for panel.	AT06-12S*-XXX	P/N:AT12-L012-GKT
ATP04-4P-PM01		ATP series, 4 Pos, Flange Mount receptacle, Without waterproof for panel.	ATP06-4S-XXX	P/N:ATP4P-L012-GKT
ATP04-4P-PM02				
ATM04-12P*-PM01		AT 12 pos receptacle flange mount, Without waterproof for panel.	ATM06-12S*-XXX	P/N:AT12-L012-GKT

* stands for key position. A, B, C, D.

HYPERBUSS™
MORE POWER | MORE DATA | MORE CONTROL

HYPERBUSS OVERVIEW

HYPERBUSS is bussing product which based on our AT series, all power or data to be fed into a connector through one or more terminals. Provide multiple independent electrical circuits. The connectors are available in multiple buss configurations using standard size 16 contacts, with plating options in nickel or gold.

A single HYPERBUSS connector can replace several standard connectors or splices, saving space, wiring, and weight.

HYPERBUSS product be able to mating with AT plug, meet all performance specifications for AT series.



HYPERBUSS examples

In the examples, there are three size 16 pins each rated for 13 amps mounted to the buss. A total of 13 amps can be pulled into one pin and going out the 13 amps are split between the remaining two pins. No more than 13 amps can go through any single pin.

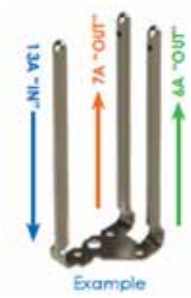

Note

The maximum current rating is the total amount of current for the entire hyperbuss. Current can be distributed in many combinations, but cannot exceed 13 amps per contact.

HYPERBUSS™
MORE POWER | MORE DATA | MORE CONTROL

Receptacle P/N	Bussing Arrangement	Maximum Current Rating	Buss Plating	Connector Color	Mating Plug Part Number
AT04-2P-P060		(1) 2 Pin Buss =13 amps	Nickel	Black	AT06-2S-XXXX
AT04-4P-EP13		(1) 4 Pin Buss =26 amps	Nickel	Black	AT06-4S-XXXX
AT04-4P-P021				Gray	AT06-4S-XXXX
AT04-6P-EP13		(1) 6 Pin Buss =39 amps	Nickel	Black	AT06-6S-XXXX
AT04-6P-P021				Gray	AT06-6S-XXXX
AT04-6P-EP14		(2) 3 Pin Busses =13 amps each		Black	AT06-6S-XXXX
AT04-08PA-P021	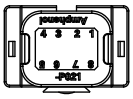	(1) 8 Pin Buss= 52 amps	Nickel	Gray	AT06-08SA-XXXX
AT04-08PB-P021				Black	AT06-08SB-XXXX
AT04-08PA-P028		(1) 3 Pin Buss= 13 amps (1) 5 Pin Buss= 26 amps	Nickel	Gray	AT06-08SA-XXXX
AT04-08PB-P028				Black	AT06-08SB-XXXX
AT04-08PA-P026	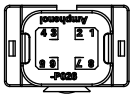	(2) 4 Pin Busses = 26 amps each	Nickel	Gray	AT06-08SA-XXXX
AT04-08PB-P026				Black	AT06-08SB-XXXX
AT04-12PA-P016		(1) 12 Pin Buss= 78 amps	Gold	Gray	AT06-12SA-XXXX
AT04-12PB-P016				Black	AT06-12SB-XXXX
AT04-12PA-P021			Nickel	Gray	AT06-12SA-XXXX
AT04-12PB-P021				Black	AT06-12SB-XXXX
AT04-12PA-P026		(2) 6 Pin Busses = 39 amps each	Nickel	Gray	AT06-12SA-XXXX
AT04-12PB-P026				Black	AT06-12SB-XXXX
AT04-12PB-P027			Gold		AT06-12SB-XXXX
AT04-12PA-P075	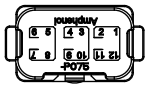	(3) 4 Pin Busses = 26 amps each	Nickel	Gray	AT06-12SA-XXXX
AT04-12PA-P030	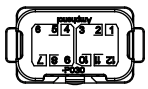	(4) 3 Pin Busses = 13 amps each	Nickel	Gray	AT06-12SA-XXXX
AT04-12PB-P030				Black	AT06-12SB-XXXX
AT04-12PA-P031			Gold	Gray	AT06-12SA-XXXX
AT04-12PB-P031				Black	AT06-12SB-XXXX

Extended Body A Plugs Designed for Overmolding

Custom Cable Assemblies are available for any application, and carry with them the capabilities of being overmolded in any size or length necessary. 2 pin, 3pin, 4 pin, 6 pin, 8pin , 12pin overmold connectors and ATP 6 pin connector and ATHP 8 &12 connectors are available now, which are developed for overmolding cable assembly easily.

Plug P/N	Product picture	Description	Mating Receptacle part number
AT06-2S-OMXXX		PLUG 2 SOCKET OVER-MOLDING AT SERIES	AT04-2P-XXX
AT06-3S-OMXXX		PLUG 3 SOCKET OVER-MOLDING AT SERIES	AT04-3P-XXX
AT06-4S-OMXXX		PLUG 4 SOCKET OVER-MOLDING AT SERIES	AT04-4P-XXX
AT06-6S-OMXXX		PLUG 6 SOCKET OVER-MOLDING AT SERIES	AT04-6P-XXX
ATP06-6S-OMXXX		Plug 6 socket over molding, ATP series	ATP04-6P-XXX
AT06-08S*-OMXXX		PLUG 8 SOCKET OVER-MOLDING AT SERIES	AT04-08P*-XXX
AT06-12S*-OMXXX		PLUG 12 SOCKET OVER-MOLDING AT SERIES	AT04-12P*-XXX

* stands for key position. A, B, C, D.

XXX stands for connector color. For example, BLK short for black.

2 position LED

LED optional

Designed for electromechanical applications where a visible LED light is integrated into a 2 position plug allowing the user to determine the device is receiving power. Environmentally sealed, field serviceable and cost effective while reducing costly trouble shooting time. 12V and 24V versions available.

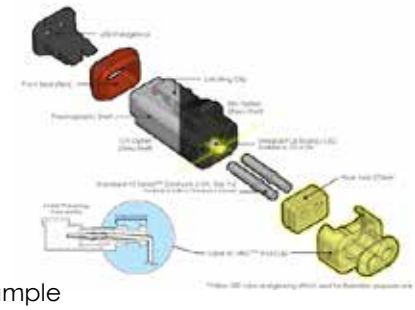

For example

12V

24V

Plug P/N	Description	Wire range	Insulation O.D	Product picture	Suitable wedge
AT06-2S-LED1201	white light, 12V	14~20AWG	2.24~3.68mm		P/N: AW2S-LED
AT06-2S-LED1220	Red light, 12V	14~20AWG	2.24~3.68mm		P/N: AW2S-LED
AT06-2S-LED1230	Greenlight, 12V	14~20AWG	2.24~3.68mm		P/N: AW2S-LED
AT06-2S-LED1202	white light, 12V	14~20AWG	1.35~3.05mm		P/N: AW2S-LED
AT06-2S-LED2401	white light, 24V	14~20AWG	2.24~3.68mm		P/N: AW2S-LED
AT06-2S-LED2420	Red light, 24V	14~20AWG	2.24~3.68mm		P/N: AW2S-LED
AT06-2S-LED2430	Greenlight, 24V	14~20AWG	2.24~3.68mm		P/N: AW2S-LED
AT06-2S-LED2402	white light, 24V	14~20AWG	1.35~3.05mm		P/N: AW2S-LED

2 position LED

LED optional

Plug P/N	Description	Wire range	Insulation O.D	Product picture	Suitable wedge
AT06-2S-LED12V01	Bidirectional Green light, 12V, RVP Circuit	14~20AWG	2.24~3.68mm		P/N: AW2S-LED
AT06-2S-LED12VR1	Bidirectional Green light, 12V, Diode protected,Reduced	14~20AWG	14~20AWG		P/N: AW2S-LED
AT06-2S-LED24V01	Bidirectional Green light, 24V, RVP Circuit	14~20AWG	2.24~3.68mm		P/N: AW2S-LED
AT06-2S-LED24VR1	Bidirectional Green light, 24V, RVP Circuit,Reduced	14~20AWG	1.35~3.05mm		P/N: AW2S-LED
AT06-2S-LED1224V	Green light, 12 or 24V, RVP Circuit	14~20AWG	2.24~3.68mm		P/N: AW2S-LED
AT06-2S-LED1224VR	Green light, 12 or 24V,RVP Circuit,Reduced	14~20AWG	1.35~3.05mm		P/N: AW2S-LED
AT06-2S-LED12V01-OM	Bidirectional Green light, 12V, Clear amber Body,RVP Circuit,Overmold	14~20AWG	2.24~3.68mm		P/N: AW2S-LED
AT06-2S-LED12VR1-OM	Bidirectional Green light, 12V, Clear amber Body,RVP Circuit,Reduced,Overmold	14-20AWG	1.35~3.05mm		P/N: AW2S-LED
AT06-2S-LED24V01-OM	Bidirectional Green light,24V, Clear amber Body,RVP Circuit,Overmold	14~20AWG	2.24~3.68mm		P/N: AW2S-LED
AT06-2S-LED24VR1-OM	Bidirectional Green light, 24V, Clear amber Body,RVP Circuit,Reduced,Overmold	14-20AWG	1.35~3.05mm		P/N: AW2S-LED
AT06-2S-LED1224V-OM	Green light,12V or 24V,Clear amber Body, RVP Circuit,Overmold	14-20AWG	2.24~3.68mm		P/N: AW2S-LED
AT06-2S-LED1224VR-OM	Green light,12V or 24V,Clear amber Body, RVP Circuit,Overmold,Reduced	14-20AWG	1.35~3.05mm		P/N: AW2S-LED

Diode and Resistance products introduction

Amphenol AT connectors with diodes and resistors are useful anywhere you need to regulate power or protect a device against a potential power surge.

A diode allows current to flow in one direction only. By preventing current from traveling a circuit in the wrong direction, a diode can protect an electronic device from damage. Devices with batteries will often use diodes to prevent power from flowing in reverse if the battery is not installed correctly.

A resistor limits or blocks current flow in both directions. Resistors protect sensitive electronics by limiting the amount of electricity that can flow to the device through the resistor, and therefore preventing power spikes. For example, resistors are used to prevent power surges from burning out an LED by restricting current flow to the light.

Amphenol diode and resistor connectors are easily added to an application after the fact if unwanted power surges are discovered.

Resistance products

Receptacle P/N		Resistor Ohms	Resistor Watts	Color	Product picture
AT04-2P-RT25		27K	0.5w	Black	

Diode products

Receptacle P/N		Peak reverse volts	Peak forward volts	Avg Forward Current	Color	Product picture
AT04-2P-RT01		600 V max	1.28 V max	4.0 A max	Black	
AT04-2P-RT02		400 V max	1.0 V max	3.0 A max	Black	
AT04-4P-RT01		600 V max	1.28 V max	4.0 A max	Black	
AT04-4P-RT03		600 V max	1.28 V max	4.0 A max	Gray	

Receptacle P/N		Break down voltage	Peak pulse current	Clamping voltage	Color	Product picture
AT04-2P-RT06	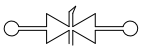	124~137 V	8.4A max	179V max	Green	

Modifications

With integrated resistor connectors - Plugs, Receptacles

AT、ATM connector wiht resistors are useful anywhere you need to regulater power or protect a device aganist a potential power surge.

Receptacle P/N	Product picture	Description	Mating plug part number
AT04-2P-R120YEL		Includes contacts, wedge and **120 Ohm Resistor**.	AT06-2S-XXX
AT04-3P-RJ120		**J1939**. Includes contacts, wedge and **120 Ohm Resistor**.	AT06-3S-XXX
AT04-3P-RY01		**Y-Form, J1939**. Includes contacts, wedges.	AT06-3S-XXX
AT04-4P-R1K2K		Includes contacts, wedge and **1200 and 2700 Ohm Resistor**.	AT06-4S-XXX
ATM04-2P-P007		Recept, ATM, **"Y" connector, molded gold pins, J1939**.	ATM06-2S-XXX
ATM04-2P-RA120GY		Recept, ATM, 2 way, **terminating resistor**, **gold pins**, gray, **J1939**.	ATM06-2S-XXX
ATM04-2P-RB120BK		Recept, ATM, 2 way, **terminating resistor**, **gold pins**, black, **J1939**.	ATM06-2S-XXX

Plug P/N	Product picture	Description	Mating parts
AT06-2S-R120YEL		Includes contacts, wedge and **120 Ohm Resistor**.	AT04-2P-XXX
AT06-3S-RJ120		**J1939**. Includes contacts, wedge and **120 Ohm Resistor**.	AT04-3P-XXX
ATM06-2S-R120		Includes contacts, wedge and **120 Ohm Resistor**.	ATM04-2P-XXX
ATM06-2S-RA120GY		Plug, ATM, 2 way, A key, **terminating resistor**, gold sockets, gray, **J1939**.	ATM04-2P-XXX
ATM06-2S-RB120BK		Plug, ATM, 2 way, B key, **terminating resistor**, gold sockets, black, **J1939**.	ATM04-2P-XXX

AT04-48P

AT Series™ Bulkhead Receptacle and AT Series™ Plugs

AT04-48P-B016 Bottom View

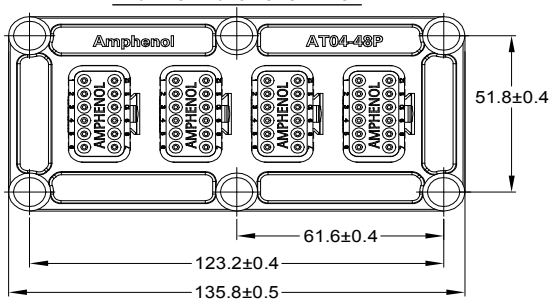

AT04-48P-B016 Top View

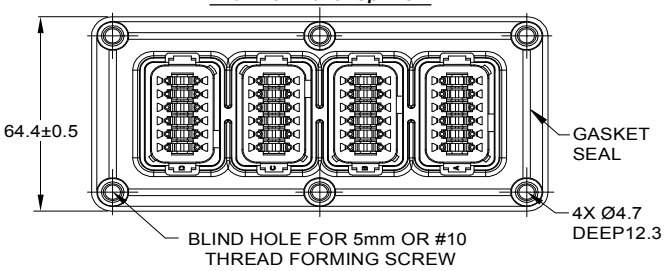

AT04-48P-B016 Side View

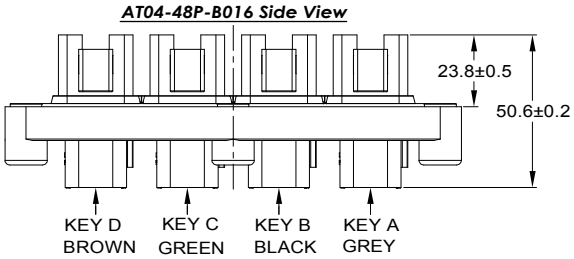

Contact Size and Rear Seal Range

	Contact Size	Min Insulation O.D.	Max Insulation O.D.	AWG Range
Standard	16	2.24mm (.088 in)	3.68mm (.145 in)	14-20
Reduced	16	1.35mm (.053 in)	3.05mm (.120 in)	14-20

P/N	Product picture	Description
AT04-48P-B016		48 Pos.(4x12Pos),Receptacle,Keyed A/B/C/D,Sealed Flange
AT04-48P-B016RD		48 Pos.(4x12Pos),Receptacle,Keyed A/B/C/D,Sealed Flange, Reduced Rear Seal

Contacts for A series™

Stamped and Formed Contacts

Suitable series	Size	Pin P/N	Socket P/N	Plating	Carrier strip identification	Wire range	Wire insulation O.D.range	Recommended strip length	Ref crimp tensile	Max rated amps
ATM & AHDP&AHDM (20,21,29, 35,47 pos)	20#	AT60-20-0122	AT62-20-0122	Nickel-plated	20-01	16~22AWG	1.91~3.15mm	3.81~5.08mm	89~45N	7.5A
		AT60-20-0144	AT62-20-0144	Gold-plated	20-01	16~22AWG	1.91~3.15mm	3.81~5.08mm	89~45N	7.5A
		AT60-20-0222	AT62-20-0222	Nickel-plated	20-02	16~22AWG	1.30~2.16mm	3.81~5.08mm	89~45N	7.5A
		AT60-20-0244	AT62-20-0244	Gold-plated	20-02	16~22AWG	1.30~2.16mm	3.81~5.08mm	89~45N	7.5A
		AT60-20-0422	AT62-20-0422	Nickel-plated	0.35-0.5	20~22AWG	1.25~1.80mm	3.81~5.08mm	67~40N	7.5A
		AT60-20-0444	AT62-20-0444	Gold-plated	0.35-0.5	20~22AWG	1.25~1.80mm	3.81~5.08mm	67~40N	7.5A
AT & ATV & AHD (9 pos) & AHDP &AHDM (6,7,14,18,19,20, 21,23,27,29,31, 35,47 pos)	16#	AT60-14-0122	AT62-14-0122	Nickel-plated	14-16	14~16AWG	2.40~3.81mm	3.81~5.08mm	111N	13A
		AT60-14-0144	AT62-14-0144	Gold-plated	14-16	14~16AWG	2.40~3.81mm	3.81~5.08mm	111N	13A
		AT60-16-0122	AT62-16-0122	Nickel-plated	16-18	16~18AWG	1.91~3.55mm	3.81~5.08mm	111N	13A
		AT60-16-0144	AT62-16-0144	Gold-plated	16-18	16~18AWG	1.91~3.55mm	3.81~5.08mm	111N	13A
		AT60-16-0622	AT62-16-0622	Nickel-plated	0.5-1.0	18~20AWG	1.40~2.54mm	3.81~5.08mm	111~67N	13A
		AT60-16-0644	AT62-16-0644	Gold-plated	0.5-1.0	18~20AWG	1.40~2.54mm	3.81~5.08mm	111~67N	13A
		AT60-16-0822	AT62-16-0822	Nickel-plated	0.34~0.5	20~22AWG	1.31~1.50mm	3.81~5.08mm	67~40N	13A
		AT60-16-0844	AT62-16-0844	Gold-plated	0.34~0.5	20~22AWG	1.31~1.50mm	3.81~5.08mm	67~40N	13A
ATP & AHD (6 pos) & AHDP&AHDM (7, 8,9,16,18,19,21,27, 29 pos)	12#	AT60-12-0222	AT62-12-0222	Nickel-plated	10-12	10-12AWG	3.56~5.18mm	5.72~7.00mm	134N	25A
		AT60-12-0244	AT62-12-0244	Gold-plated	10-12	10-12AWG	3.56~5.18mm	5.72~7.00mm	134N	25A
		AT60-12-0166	AT62-12-0166	Nickel-plated	12-14	12~14AWG	2.87~4.47mm	5.72~7.00mm	134N	25A
		AT60-12-0144	AT62-12-0144	Gold-plated	12-14	12~14AWG	2.87~4.47mm	5.72~7.00mm	134N	25A

Machined Contacts

Suitable series	Size	Pin P/N	Socket P/N	Plating	Wire range	Recommended strip length	Ref crimp tensile	Max rated amps
ATM& AHDP (29 pos)	20#	AT60-202-2031	AT62-201-2031	Gold-plated	20AWG	3.96~5.54mm	89N	7.5A
		AT60-20220141US	AT62-20120141US	Nickel-plated	20AWG	3.96~5.54mm	89N	7.5A
		AT60-010-2031	AT62-005-2031	Gold-plated	16~18AWG	3.96~5.54mm	89N	7.5A
		AT60-010-20141	AT62-005-20141	Nickel-plated	16~18AWG	3.96~5.54mm	89N	7.5A
AT & ATV & AHD (9 pos) & AHDP &AHDM (6, 7,14,18,19,20, 21, 23, 27,29, 31, 35,47 pos)	16#	AT60-2021631US	AT62-2011631US	Gold-plated	16~20AWG	6.35~7.92mm	156~89N	13A
		AT60-20216141US	AT62-20116141US	Nickel-plated	16~20AWG	6.35~7.92mm	156~89N	13A
		AT60-215-1631	AT62-209-1631	Gold-plated	14AWG	6.35~7.92mm	311N	13A
		AT60-21516141US	AT62-20916141US	Nickel-plated	14AWG	6.35~7.92mm	311N	13A
		AT60-202-1631-20	AT62-201-1631-20	Gold-plated	18~20AWG	6.35~7.92mm	89N	13A
		AT60-202-16141-22	AT62-201-16141-22	Nickel-plated	22~24AWG	6.35~7.92mm	35~22N	13A
ATP & AHD (6 pos) & AHDP&AHDM (7, 8,9,16,18,19,21,27,29 pos)	12#	AT60-220-1231	AT62-210-1231	Gold-plated	12~14AWG	5.64~7.21mm	334~311N	25A
		AT60-20412141US	AT62-20312141US	Nickel-plated	12~14AWG	5.64~7.21mm	334~311N	25A
		AT60-220-1231-1618	AT62-210-1231-1618	Gold-plated	16~18AWG	5.64~7.21mm	156~111N	25A
AHDP & AHDM (7 pos only)	3.6mm	SC000345	SC000346	Silver-plated	7~10AWG	10.92~12.5mm	556~400N	80A
AHDP & AHDM (7 pos CL22 only)	4#	AT60-203-04141-4	AT62-203-04141-4	Nickel-plated	4AWG	10.92~12.5mm	1334N	100A
AHDP&AHDM (9,18 pos)	8#	AT60-204-08141	AT62-203-08141	Nickel-plated	8~10AWG	10.92~12.5mm	556~400N	60A
AHDP & AHDM (6, 7, 9 pos)&ATHD	4#	AT60-204-0490	AT62-203-04141	Nickel-plated	6AWG	10.92~12.5mm	1334N	100A

Optional accessories

Series	P/N	Pictures	Suitable products
Crimp tool	CA-5D12		Hand crimp tool. For 12# & 16# machined contacts
	AUTK100		Universal HD Crimping Tool Kit Size 12/16/20
	AUTK12		Hand crimp tool size 12
	AUTK16		Hand crimp tool size 16
	AUTK20		Hand crimp tool size 20
	MFX-3950		Crimp die. For 16# formed & stamped contacts
	MFX-3953		Crimp die. For 16# & 20# formed & stamped contacts
	CA-5E12		Pneumatic crimp tool. For 12# & 16# machined contacts
Dowel	AT-246CPA-RD		For AT series - 2, 4, 6 Pos products ATP series - 2, 4 pos
	AT-3CPA-GRN		For AT series - 3Pos products
Sealing plug	A114017		For AT,ATP,AHD, AHDP series sealing, 12AWG,16AWG
	A114018		For AHDP series sealing, 8AWG
	A114019		For AHDP series sealing, 4AWG
	A114017-SR		For AT series with end cap SR, black
	AT13-204-2005		For AT, ATM & AHDP series sealing, 20AWG
	AT13-204-2005-SR		For ATM series with end cap SR, black, 20AWG
	AT13-217-1605		ATV & AT series, Locking Seal plug, size 16

Optional accessories

Series	P/N	Pictures	Suitable products
Sealing Plug	AT13-217-1605-SR		Locking Seal plug, size 16,SR
	ATM13-217-2005		Locking Seal plug, size 20
	ATM13-217-2005-SR		Locking Seal plug, size 20,SR
Extraction tool	ATRT-100		Extract wedges & contacts of A series
	ATRT-200		Extract wedges & contacts of A series
Mounting clip	AT11-VCLIP		Applicable to AT ATM ATP series receptacle. (except AT 8 pos)
	AT11-026-0205		Hole diameter 5.08, suitable for AT ATM ATP ATV series receptacle.(except 8 pos)
	AT11-030-0205		Applicable to atatm AT ATM ATP ATV series receptacle. (except 8 pos)
	AT11-310-0205		Applicable to atatm ATV(18 pos) AT ATM ATP series receptacle. (except 8 pos)
	AT11-027-0805		Hole diameter 5.08, suitable for AT 8 pos receptacle.
	AT27-003-1200		Hole diameter 11mm, suitable for AT ATM ATP series receptacle. (except AT 8 pos)
	AT27-005-1200		Hole diameter 13mm, suitable for AT ATM ATP series receptacle. (except AT 8 pos)
	AT27-008-1200		Hole diameter 11mm, Suitable for AT ATM ATP series receptacle, slide mount.(except AT 8 pos)
	AT27-017-1200		Hole diameter 8.2mm, Suitable for AT ATM ATP series receptacle, slide mount.(except AT 8 pos)
	AT27-001-0800		Hole diameter 11mm, suitable for AT 8 pos receptacle.
	AT27-002-0800		Hole diameter 13mm, suitable for AT 8 pos receptacle. Zinc plating.
	AT27-006-0800		Hole diameter 13mm, suitable for AT 8 pos receptacle. Stainless steel.
	AT27-014-0800		Hole diameter 8.2mm, suitable for AT 8 pos receptacle.

Boots

Assembly instruction - Boots

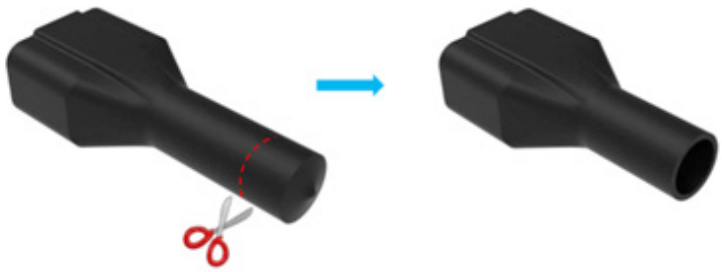

Step1: Cutoff the end of boot to desired length.



Step2: Insert wires into connector, then slide boot down and onto the connector.

Step3: Attached a tie wrap on the end of boot, trim tie warp as needed.

Assembly instruction - receptacle

1 Crimp contact.

2 Hold connector with rear and insert contact depending on corresponding hole.

3. Push contact straight into connector until a 'click' is felt. A slight tug will confirm placement.

4. Use tweezer to hold wedge and insert wedge facing onto connector middle groove.

5 Put the wedge into connector with tweezer.

6. A 'click' will be felt when the wedge is fully installed.

How to extract contacts and wedge

1. Hook the inside wedge by small end edge of extraction tool.

2. Pull the extraction tool until wedge is out of receptacle.

3 Use the same end of extraction tool to expand the slot and extract contacts from connector.

Assembly instruction - plug

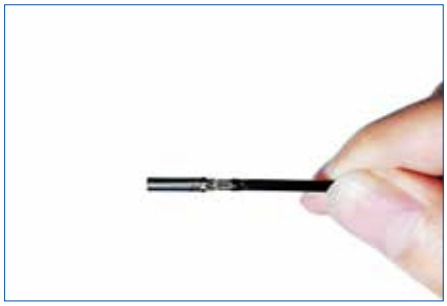

1 Crimp contact.

2 Hold connector with rear and insert contact depending on corresponding hole.

3 Push contact straight into connector until a 'click' is felt. A slight tug will confirm placement.

4 Hold connector and wedge. Insert wedge facing into connector middle groove.

5 A 'click' will be felt when the wedge is fully installed.

How to extract contacts and wedge

1. Insert into the lip underneath wedge by one end side of extraction tool .

2 Prize up removal tool until wedge out of connector.

3 Use the other end side of extraction tool to expand the slot and extract contacts from connector.

ATV 38POS plug assembly instructions

Step1- Stripping jacket, stripping length according to requirement below

Part Number	SC000572X	SS14M1X	SS16M1X	SS20M1X
Stripping length	4.5mm	4.5mm	4.5mm	4.0mm

Step2- Crimp contact



SC000572X: Insulation OD should be 2.1mm Max. after crimping.

SSXXM1X: Insulation OD should be 3.2mm Max. after crimping.

Step3- Assemble contacts



Contact layout

ATV 38POS piug assembly instructions

Assemble SC000572X contacts

Before insertion

During insertion

After insertion

3.1- Make sure the contact narrow side align to the connector hole narrow side before push the contact into the connector hole.

3.2- Push contact into connector hole and pull back to ensure the contact is in correct position.

Assemble SSXXM1X contacts

3.3- Contacts are vertically down depending on corresponding hole of the connector.

3.4- Push contact into connector until and pull back to confirm that the contact are in the specified position.

Step4- Assemble wedge into the connector as shown below



aligning

Push the wedge vertically into the pulg after the wedge align to the hole of the plug.

ATV 38POS receptacle assembly instructions

Step1- Stripping jacket,stripping length according to requirement below

Part Number	SC000571X	SP14M1X	SP16M1X	SP20M1X
Stripping length	4.0mm	4.5mm	4.5mm	4.0mm

Step2- Crimp contact



SC000571X: Insulation OD should be 2.1mm Max. after crimping.



SPXXM1X: Insulation OD should be 3.2mm Max. after crimping.

Step3- Assemble contacts



Contact layout

ATV 38POS receptacle assembly instructions

Assemble SC000571X contacts

contacts narrow side Hole narrow side



Before insertion

During insertion

After insertion

3.1- Make sure the contact narrow side align to the connector hole narrow side before push the contact into the connector hole.

3.2- Push contact into connector hole and pull back to ensure the contact is in correct position.

Assemble SPXXM1X contacts

3.3- Contacts are vertically down depending on corresponding hole of the connector.



3.4- Push contact into connector until and pull back to confirm that the contact are in the specified position.

Step4- Assemble wedge into the connector as shown below



aligning

Push the wedge vertically into the pulg after the wedge align to the hole of the pulg.

ATV 38POS plug & receptacle Mating instructions

Step1- Install and fasten receptacle to the panel cut-out



Screws: M4x0.7
Torque force: 0.30~0.35N.m

Step2- The front and back keyways of the plug align with the receptacle keyways, push the plug vertically into the receptacle at the lead-in location (see figure 1).
Note: The plug latch must enter the receptacle groove (see figure 2)

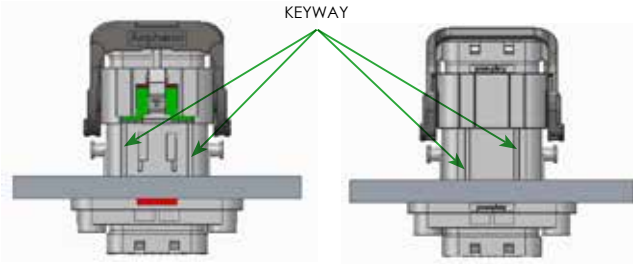

FRONT BACK

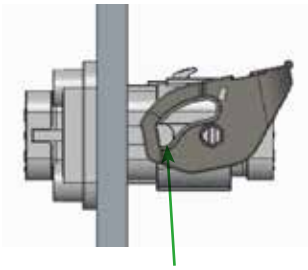

Figure 1 (lead-in location)

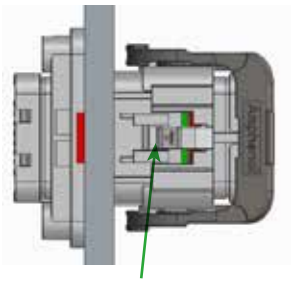

Figure 2 (latch and groove)

Step3- Pull-up the handle to push plug into receptacle

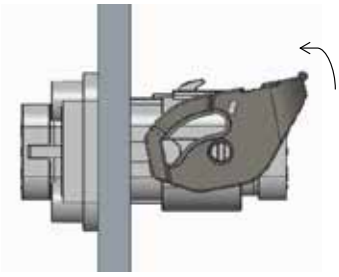

Before mating

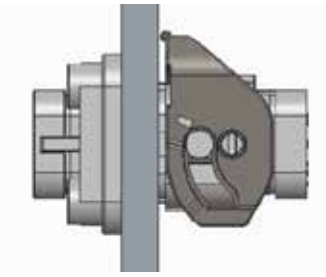

After mating

ATV 38POS plug & receptacle Mating instructions

Step4- Check plug & receptacle after mating: Plug latch can spring-back properly (see figure 3).

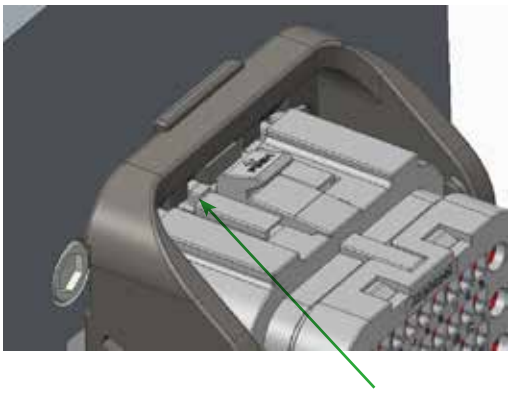

Figure 3

Step5- Plug & socket separation

Press the plug latch and push the handle back(see figure 4，5)



Figure 4



Figure 5

Press the latch again to unlock the latch (see figure 6) and push the handle backward to separate the plug (see figure 7).



Figure 6



Figure 7

Assembly instruction - receptacle

1 Crimp contact.

2. Hold connector with rear and insert contact depending on corresponding hole.

3. Push contact straight into connector until a positive stop is felt. A slight tug will confirm that it is properly locked in place.

How to extract contacts

1 With rear insert toward you, snap appropriate size removal tool over the wire of contact to be removed.

2 Slide tool along the wire into the insert cavity until it engages contact and resistance is felt.

3 Pull contact wire assembly out of connector.

Assembly instruction - plug

1 Crimp contact.

2 Hold connector with rear and insert contact depending on corresponding hole.

3. Push contact straight into connector until a positive stop is felt. A slight tug will confirm that it is properly locked in place.

How to extract contacts

1. With rear insert toward you, snap appropriate size removal tool over the wire of contact to be removed.

2 Slide tool along the wire into the insert cavity until it engages contact and resistance is felt.

3 Pull contact wire assembly out of connector.

Customized cable assembly

P28901

P29099

P29114

P29383

P29404

P29405

P29629

P29814

P29985

Technical Data

IP Codes

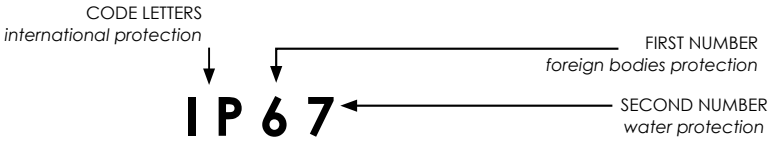

1st digit	Brief description	Definition	2nd digit	Brief Description	Definition
0	Non-protected	--	0	Non-protected	--
1	Protected against access to hazardous parts with the back of a hand. Protected against solid foreign objects of ≥50mm Ø.	The probe, sphere of 50mm Ø, shall not fully penetrate and shall have adequate clearance from hazardous parts.	1	Protected against vertically falling water drops	Vertically falling drops shall have no harmful effects.
2	Protected against access to hazardous parts with a finger. Protected against solid foreign objects of ≥12,5mm Ø.	The jointed test finger of 12mm Ø, 80mm length, shall have adequate clearance from hazardous parts. The probe, sphere of 12,5mm Ø, shall not fully penetrate.	2	Protected against vertically falling water drops when enclosure tilted up to 15°	Vertically falling drops shall have no harmful effects when the enclosure is tilted at any angel up to 15° .
3	Protected against access to hazardous parts with a tool. Protected against solid foreign objects of ≥2,5mm Ø.	The probe of 2,5mm Ø shall not penetrate at all.	3	Protected against spraying water	Water sprayed at any angle up to 60° shall have no harmful effects.
4	Protected against access to hazardous parts with a wire.	The probe of 1mm Ø shall not penetrate at all.	4	Protected against splashing water	Water splashed against the enclosure from any direction shall have no harmful effects.
5	Protected against access to hazardous parts with a wire. Dust-protected.	The probe of 1mm Ø shall not penetrate. Intrusion of dust is not totally prevented, but dust shall not penetrate in a quantity to interfere with satisfactory operation of the device or to impair safety.	5	Protected against water jets	Water projected in jets against the enclosure from any direction shall have no harmful effects.
6	Protected against access to hazardous parts with a wire Dust-tight.	The probe of 1mm Ø shall not penetrate. No intrusion of dust.	6	Protected against powerful water jets	Water projected in powerful jets against the enclosure from any direction shall have no harmful effects.
Electrical connector devices have to be protected for safety reasons from outside influences like dust, foreign objects, direct contact, moisture and water. This protection is provided on industrial connectors by the housing latching devices and sealed cable entries. The degree of protection depends on the type of intended use. The standard IEC 60529 and/or DIN EN 60529 has specified the degree of protection and divided them into several classes. The attached charts gives an overview of all of the protection degrees.			7	Protected against the effects of temporary immersion in water	Intrusion of water in quantities causing harmful effects shall not be possible when the enclosure is temporarily immersed in water for 30 min. in 1m depth.
			8	Protected against the effects of continuous immersion in water	Intrusion of water in quantities causing harmful effects shall not be possible when the enclosure is continuously immersed in water under conditions which shall be agreed between manufacturer and user but which are more severe than for numeral 7.
			9K[1)]	Protected against water during high pressure/steam jet cleaning	Water projected in powerful jets with high pressure and heat against the enclosure from any direction shall have no harmful effects.

AWG CONVERSION TABEL

AWG Code AWG	Diameter(Inch)	Diameter(mm)	F(mm2)
000000	0.5800	14.73	170.37
00000	0.5165	13.12	135.11
0000	0.4600	11.68	107.16
000	0.4096	10.40	84.97
00	0.3648	9.27	67.40
0	0.3249	8.25	53.46
1	0.2893	7.35	42.39
2	0.2576	6.54	33.61
3	0.2294	5.83	26.65
4	0.2043	5.19	21.14
5	0.1819	4.62	16.76
6	0.1620	4.11	13.29
7	0.1443	3.67	10.55
8	0.1285	3.26	8.36
9	0.1143	2.90	6.62
10	0.1019	2.59	5.26
11	0.0907	2.30	4.17
12	0.0808	2.05	3.31
13	0.0720	1.83	2.63
14	0.0641	1.63	2.08
15	0.0571	1.45	1.65
16	0.0508	1.29	1.31
17	0.0453	1.15	1.04
18	0.0403	1.02	0.82
19	0.0359	0.91	0.65
20	0.0320	0.81	0.52
21	0.0285	0.72	0.41
22	0.0253	0.64	0.32
23	0.0226	0.57	0.26
24	0.0201	0.51	0.20
25	0.0179	0.45	0.16
26	0.0159	0.40	0.13
27	0.0142	0.36	0.10
28	0.0126	0.320	0.0804
29	0.0113	0.287	0.0647
30	0.0100	0.254	0.0506
31	0.0089	0.226	0.0401
32	0.0080	0.203	0.0324
33	0.0071	0.180	0.0255
34	0.0063	0.160	0.0201
35	0.0056	0.142	0.0159
36	0.0050	0.127	0.0127
37	0.0045	0.114	0.0103
38	0.0040	0.102	0.0081
39	0.0035	0.089	0.0062
40	0.0031	0.079	0.0049
41	0.0028	0.071	0.0040
42	0.0025	0.064	0.0032
43	0.0022	0.056	0.0025
44	0.00198	0.050	0.0020
45	0.00176	0.045	0.0016
46	0.00157	0.040	0.0012
47	0.00140	0.036	0.0010
48	0.00124	0.031	0.0008
49	0.00110	0.028	0.0006
50	0.00099	0.025	0.0005



ASeries™

Pick Your Color

Our A Series™ Family of heavy duty, multi-pin, thermoplastic, rectangular connectors encompass a wide range of products, serving a variety of industries, and **come in a variety of color modifications for your specific needs.**

Colors are often used to help differentiate between keying options, but **we also offer color modifications across a large number of our A Series™ product lines for your specific project needs.**

Available color modifications:

Grey	Blue	Green
Brown	White	Red
Black	Yellow	Orange

ASeries™ Family

Standard products. Custom solutions

Amphenol Australia
22 Industry Blvd,
Carrum Downs VIC 3201
Australia

P +61 3 8796 8888
F +61 3 8796 8801
info@amphenol.com.au

Distributor:

Amphenol Australia has made every effort to ensure that the information contained in this catalogue is accurate at the time of publication. Specifications or information stated in this publication are subject to change without notice. @ 2023.10